

# Polling - Federal ICAC

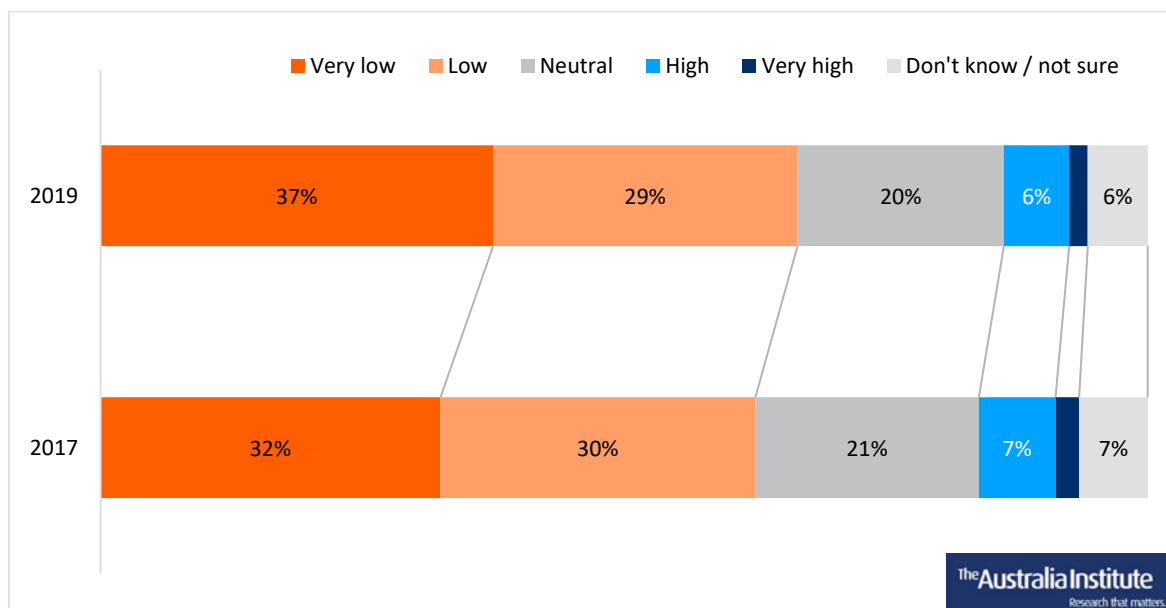
*March 2019*

## Key Results

The Australia Institute surveyed a nationally representative sample of 1,536 Australians about levels of trust in Federal Parliament, their support for a Federal Integrity Commission, and what powers it should have.

Respondents were asked about their perceptions of trust in Federal Parliament amongst people like them. Perceived trust in Parliament is very low and in fact has declined since our last poll in March 2017 in which this question was asked.

**Figure 1: How would you describe current levels of trust in the Federal Parliament amongst people like you?**

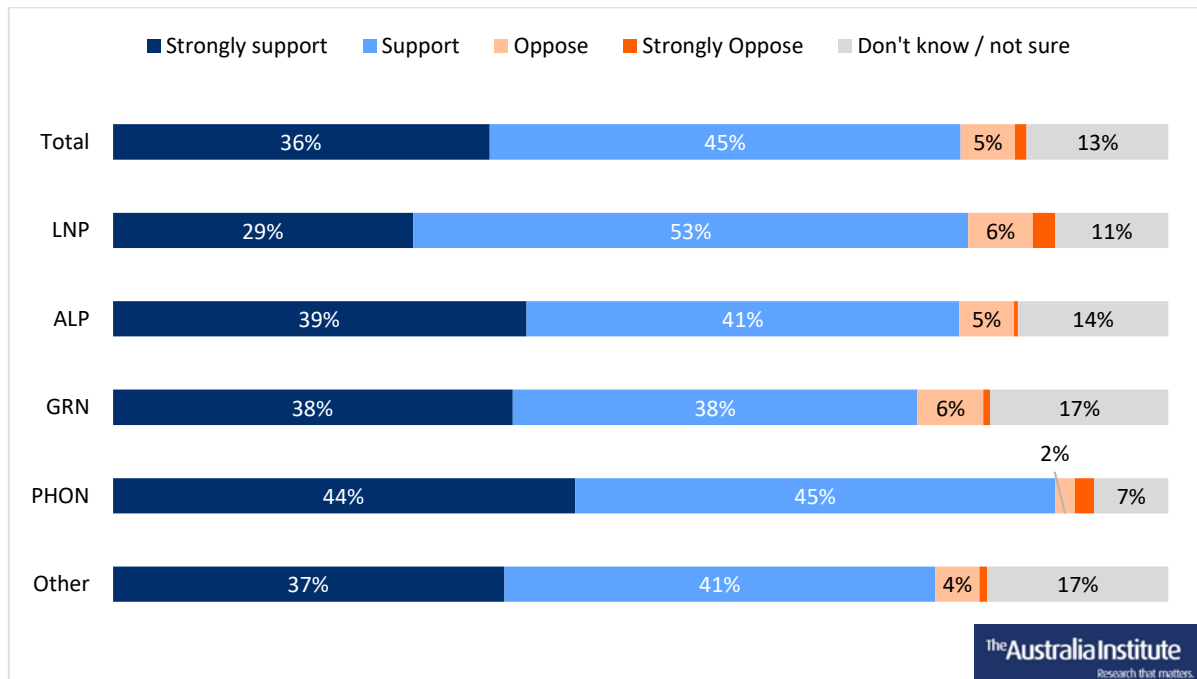


- 67% surveyed assessed low levels of trust in Federal Parliament amongst their peers, with 37% saying there is very low levels of trust.
- Perceptions of mistrust have increased, from 63% in 2017, driven by a 5 percentage point increase in perceptions of very low levels of trust.
- Only 8% assessed their peers as having high levels of trust, a decrease from 10% in 2017.

- LNP voters had the highest perceptions of trust, but half (50%) have low levels of trust and less than a fifth hold high trust in Parliament (17%).
- Older voters tend to describe lower current levels of trust in Parliament while younger voters (18-24) were more likely to select neutral or don't know.

Figure shows the overall support and opposition towards a Federal ICAC.

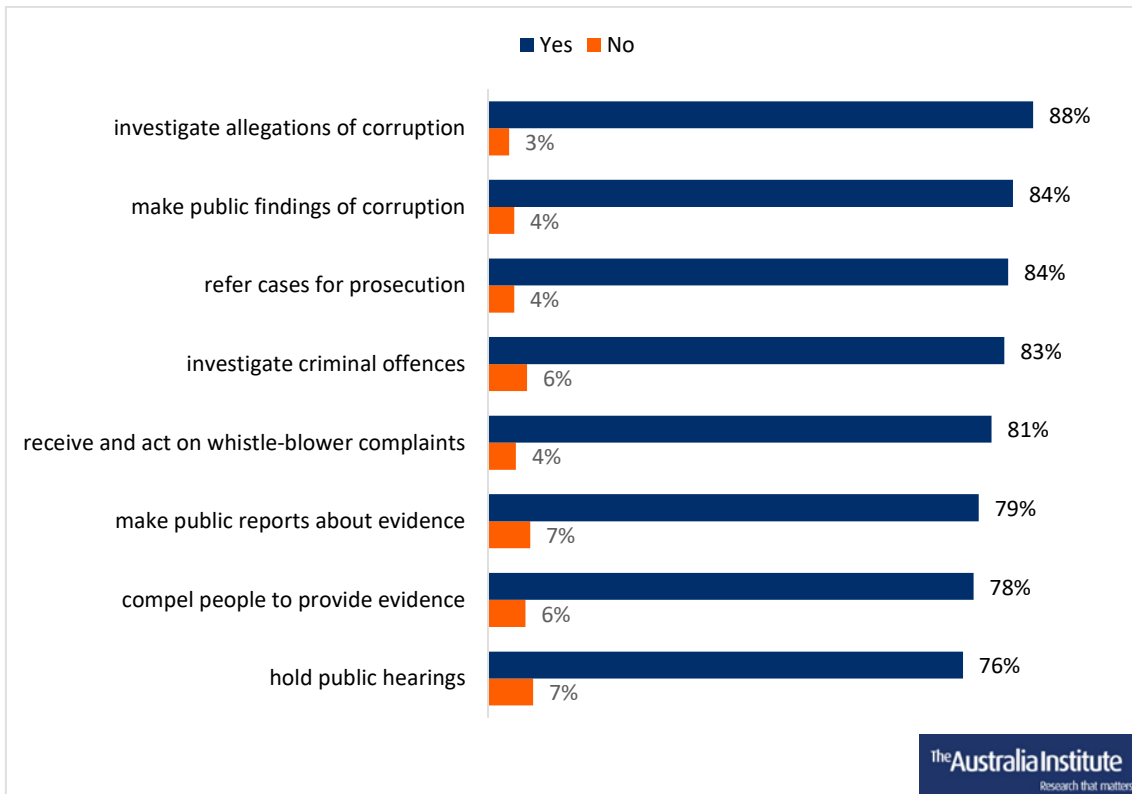
**Figure 2: Do you support or oppose setting up a Commonwealth Integrity Commission?**



- **80% of those surveyed support the setting up of an ICAC. Only 6% oppose.**
- Support and opposition to the ICAC is high across voters for all political parties.
  - PHON voters were most supportive (89% total support, 44% strong).
  - LNP voters had the lowest level of strong support (29%).

Respondents were presented with a list of potential design features and asked whether or not a Commission should have these powers when it investigates politicians and the public service (results in Figure 3).

**Figure 3: If there is a Commonwealth Integrity Commission, which if any of the following powers should it have?**

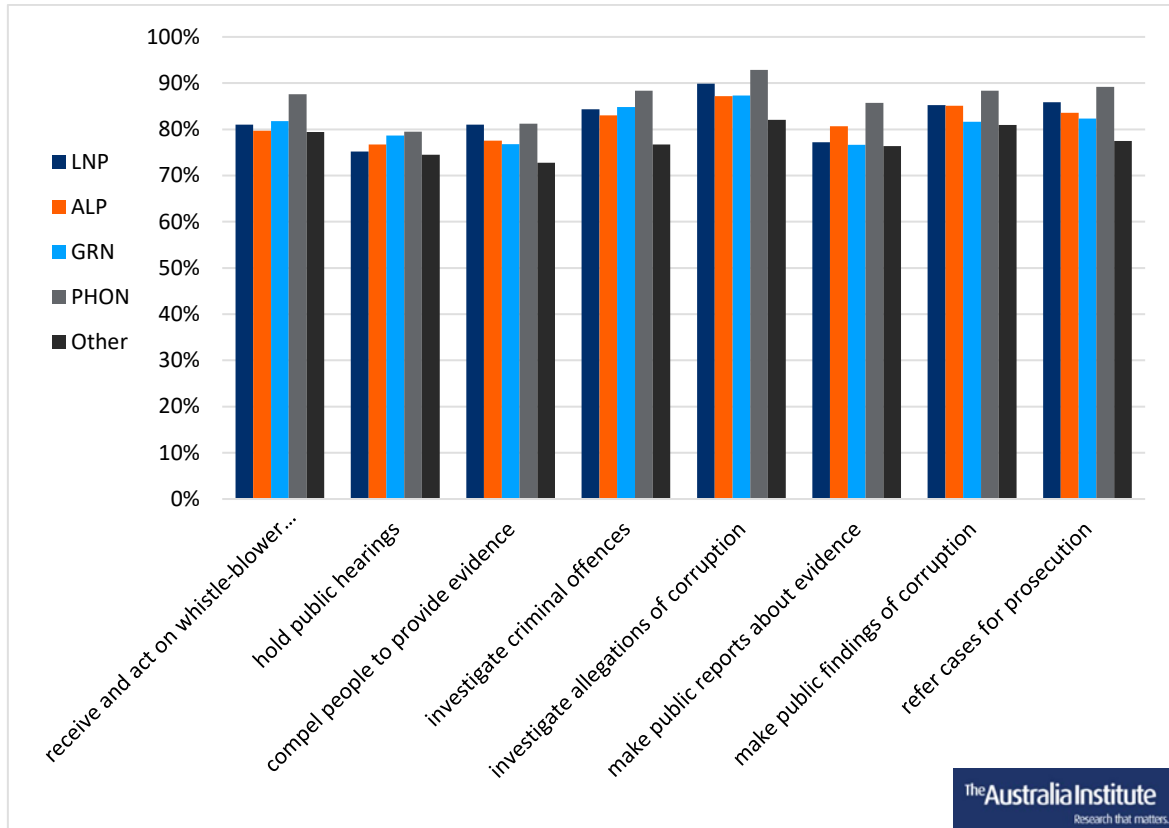


There was support from more than three in four for every proposed design element. There is a broad level of public support for a comprehensive Federal ICAC.

- The proposal with the highest approval was giving the ICAC powers to investigate allegations of corruption (88%).
- Even those elements with the lowest levels of support were backed by three in four respondents, including that it should be able to hold public hearings (76%) and to compel people to provide evidence (78%).
- None of the proposals were disapproved by more than 7%.

Support for these design features was high amongst voters for every party with only modest variation between voting groups (Figure 4).

**Figure 4: Which proposals for Commonwealth Integrity Commission powers, if any, do you support?**



- PHON voters expressed the strongest support for every proposed design feature.
- LNP voters were less likely than others to support public hearings (75%) and public evidence (77%) but more likely than most others to support compelling evidence (81%) and making public findings of corruption (85%).
- The lowest support for any proposal in any voting group was 73% (Other voters – investigating criminal .

## Method

The Australia Institute conducted a national survey of 1,532 people 20 February 2019 and 4 March 2019, online through Dynata (formerly Research Now), with nationally representative samples by gender, age and state and territory, and results further post-weighted by gender.

Results are shown only for larger states.

Voting crosstabs show voting intentions for the lower house. Those who were undecided were asked which way they were leaning; these leanings are included in voting intention crosstabs, but results are also shown separately for undecideds. “LNP” includes separate responses for Liberal and National. “Other” includes Centre Alliance, United Australia Party and Independent/Other.



## Detailed results

*How would you describe current levels of trust in the federal Parliament amongst people like you?*

	Total	Male	Female	NSW	Vic	Qld	WA
<b>Total high</b>	<b>8%</b>	11%	5%	8%	10%	7%	7%
<b>Total low</b>	<b>67%</b>	64%	69%	67%	64%	68%	66%
<b>Very high</b>	<b>2%</b>	3%	1%	1%	2%	2%	3%
<b>High</b>	<b>6%</b>	9%	4%	7%	8%	5%	4%
<b>Neutral</b>	<b>20%</b>	19%	20%	20%	21%	19%	22%
<b>Low</b>	<b>29%</b>	27%	31%	34%	26%	27%	30%
<b>Very low</b>	<b>37%</b>	37%	38%	33%	38%	41%	35%
<b>Don't know / not sure</b>	<b>6%</b>	5%	6%	5%	5%	6%	6%

	LNP	ALP	GRN	PHON	Other	Undec	18-24y	25-34y	35-44y	45-54y	55-64y	65y+
<b>Total high</b>	17%	4%	6%	3%	3%	3%	8%	12%	6%	4%	5%	13%
<b>Total low</b>	50%	72%	72%	86%	74%	66%	48%	56%	66%	76%	78%	69%
<b>Very high</b>	3%	1%	3%	1%	1%	1%	1%	5%	1%	1%	1%	2%
<b>High</b>	14%	3%	4%	2%	2%	2%	7%	7%	5%	3%	4%	11%
<b>Neutral</b>	29%	18%	18%	9%	11%	14%	30%	22%	22%	17%	14%	17%
<b>Low</b>	29%	30%	26%	30%	28%	29%	28%	25%	27%	32%	31%	31%
<b>Very low</b>	21%	41%	45%	55%	47%	37%	19%	31%	39%	44%	48%	38%
<b>Don't know/ not sure</b>	4%	6%	4%	3%	12%	17%	15%	10%	6%	4%	2%	1%

***A Commonwealth Integrity Commission would investigate corruption within federal law enforcement, the public service, service providers, contractors, federal parliamentarians and their staff.***

***Do you support or oppose setting up a Commonwealth Integrity Commission?***

	Total	Male	Female	NSW	Vic	Qld	WA
<b>Total support</b>	<b>80%</b>	82%	78%	79%	79%	86%	79%
<b>Total oppose</b>	<b>6%</b>	7%	6%	8%	6%	5%	6%
<b>Strongly support</b>	<b>36%</b>	39%	32%	36%	34%	37%	36%
<b>Support</b>	<b>45%</b>	43%	46%	43%	45%	49%	43%
<b>Oppose</b>	<b>5%</b>	6%	5%	7%	5%	4%	5%
<b>Strongly Oppose</b>	<b>1%</b>	1%	1%	1%	1%	1%	1%
<b>Don't know / not sure</b>	<b>13%</b>	11%	16%	13%	15%	9%	15%

	LNP	ALP	GRN	PHON	Other	Undec	18-24y	25-34y	35-44y	45-54y	55-64y	65y+
<b>Total support</b>	81%	80%	76%	89%	78%	69%	60%	77%	75%	83%	87%	90%
<b>Total oppose</b>	8%	6%	7%	4%	5%	4%	13%	4%	8%	6%	5%	4%
<b>Strongly support</b>	29%	39%	38%	44%	37%	27%	27%	29%	35%	41%	44%	36%
<b>Support</b>	53%	41%	38%	45%	41%	42%	33%	48%	40%	43%	43%	55%
<b>Oppose</b>	6%	5%	6%	2%	4%	3%	11%	3%	7%	5%	3%	4%
<b>Strongly Oppose</b>	2%	0%	1%	2%	1%	1%	1%	1%	1%	1%	2%	1%
<b>Don't know / not sure</b>	11%	14%	17%	7%	17%	27%	28%	19%	16%	10%	8%	6%



***The federal parliament is currently considering multiple proposals for a Commonwealth Integrity Commission.***

***If there is a Commonwealth Integrity Commission, which if any of the following powers should it have when investigating parliamentarians, their staff and the public service?***

***receive and act on whistle-blower complaints***

	<b>Total</b>	<b>Male</b>	<b>Female</b>	<b>NSW</b>	<b>Vic</b>	<b>Qld</b>	<b>WA</b>
<b>Yes</b>	<b>81%</b>	83%	79%	82%	77%	82%	86%
<b>No</b>	<b>4%</b>	4%	5%	5%	6%	4%	3%
<b>Don't know / not sure</b>	<b>15%</b>	12%	17%	14%	17%	14%	10%

	<b>LNP</b>	<b>ALP</b>	<b>GRN</b>	<b>PHON</b>	<b>Other</b>	<b>Undec</b>	<b>18-24y</b>	<b>25-34y</b>	<b>35-44y</b>	<b>45-54y</b>	<b>55-64y</b>	<b>65y+</b>
<b>Yes</b>	81%	80%	82%	88%	79%	70%	51%	72%	80%	86%	92%	91%
<b>No</b>	7%	5%	4%	3%	2%	2%	12%	7%	4%	2%	2%	3%
<b>Don't know / not sure</b>	12%	16%	14%	10%	19%	28%	37%	20%	16%	12%	6%	6%

***hold public hearings***

	Total	Male	Female	NSW	Vic	Qld	WA
<b>Yes</b>	<b>76%</b>	78%	75%	78%	72%	78%	78%
<b>No</b>	<b>7%</b>	8%	6%	9%	7%	7%	7%
<b>Don't know / not sure</b>	<b>16%</b>	14%	19%	14%	21%	15%	16%

	LNP	ALP	GRN	PHON	Other	Undec	18-24y	25-34y	35-44y	45-54y	55-64y	65y+
<b>Yes</b>	75%	77%	79%	79%	75%	66%	67%	68%	71%	77%	85%	86%
<b>No</b>	9%	6%	8%	8%	6%	5%	13%	11%	9%	5%	4%	4%
<b>Don't know / not sure</b>	16%	18%	14%	12%	19%	29%	20%	21%	20%	18%	11%	10%

***compel people to provide evidence***

	Total	Male	Female	NSW	Vic	Qld	WA
<b>Yes</b>	<b>78%</b>	80%	76%	80%	75%	79%	77%
<b>No</b>	<b>6%</b>	6%	6%	7%	6%	4%	7%
<b>Don't know / not sure</b>	<b>16%</b>	14%	18%	13%	19%	17%	16%

	LNP	ALP	GRN	PHON	Other	Undec	18-24y	25-34y	35-44y	45-54y	55-64y	65y+
<b>Yes</b>	81%	78%	77%	81%	73%	64%	65%	69%	71%	83%	86%	87%
<b>No</b>	7%	6%	6%	4%	5%	6%	12%	8%	7%	4%	4%	4%
<b>Don't know / not sure</b>	12%	17%	17%	14%	23%	30%	24%	23%	22%	12%	9%	9%

*investigate criminal offences*

	Total	Male	Female	NSW	Vic	Qld	WA
<b>Yes</b>	<b>83%</b>	82%	84%	84%	81%	84%	84%
<b>No</b>	<b>6%</b>	7%	5%	7%	5%	6%	7%
<b>Don't know / not sure</b>	<b>11%</b>	11%	11%	9%	14%	10%	9%

	LNP	ALP	GRN	PHON	Other	Undec	18-24y	25-34y	35-44y	45-54y	55-64y	65y+
<b>Yes</b>	84%	83%	85%	88%	77%	74%	72%	75%	79%	88%	89%	89%
<b>No</b>	8%	5%	5%	4%	6%	3%	7%	8%	8%	4%	5%	6%
<b>Don't know / not sure</b>	7%	12%	10%	8%	17%	23%	21%	16%	13%	8%	6%	5%

*investigate allegations of corruption*

	Total	Male	Female	NSW	Vic	Qld	WA
<b>Yes</b>	<b>88%</b>	87%	88%	88%	84%	90%	91%
<b>No</b>	<b>3%</b>	4%	2%	4%	4%	2%	3%
<b>Don't know / not sure</b>	<b>9%</b>	9%	9%	8%	12%	9%	7%

	LNP	ALP	GRN	PHON	Other	Undec	18-24y	25-34y	35-44y	45-54y	55-64y	65y+
<b>Yes</b>	90%	87%	87%	93%	82%	77%	76%	78%	84%	92%	96%	95%
<b>No</b>	4%	3%	4%	1%	3%	2%	6%	10%	3%	2%	1%	1%
<b>Don't know / not sure</b>	6%	10%	8%	6%	15%	21%	18%	13%	13%	6%	4%	4%

*make public reports about evidence*

	Total	Male	Female	NSW	Vic	Qld	WA
<b>Yes</b>	<b>79%</b>	77%	81%	78%	76%	82%	81%
<b>No</b>	<b>7%</b>	9%	4%	8%	7%	5%	8%
<b>Don't know / not sure</b>	<b>14%</b>	14%	15%	15%	17%	13%	11%

	LNP	ALP	GRN	PHON	Other	Undec	18-24y	25-34y	35-44y	45-54y	55-64y	65y+
<b>Yes</b>	77%	81%	77%	86%	76%	70%	60%	73%	75%	84%	89%	85%
<b>No</b>	8%	5%	9%	4%	8%	4%	17%	10%	7%	3%	3%	5%
<b>Don't know / not sure</b>	14%	15%	14%	11%	16%	27%	24%	17%	18%	14%	8%	10%

*make public findings of corruption*

	Total	Male	Female	NSW	Vic	Qld	WA
<b>Yes</b>	<b>84%</b>	85%	84%	85%	81%	88%	87%
<b>No</b>	<b>4%</b>	5%	3%	4%	4%	3%	6%
<b>Don't know / not sure</b>	<b>11%</b>	10%	13%	11%	15%	10%	7%

	LNP	ALP	GRN	PHON	Other	Undec	18-24y	25-34y	35-44y	45-54y	55-64y	65y+
<b>Yes</b>	85%	85%	82%	88%	81%	74%	65%	74%	82%	91%	93%	93%
<b>No</b>	5%	3%	7%	2%	4%	3%	12%	9%	4%	1%	1%	1%
<b>Don't know / not sure</b>	9%	12%	11%	10%	15%	22%	23%	17%	14%	8%	6%	6%

*refer cases for prosecution*

	Total	Male	Female	NSW	Vic	Qld	WA
<b>Yes</b>	<b>84%</b>	83%	84%	83%	80%	88%	87%
<b>No</b>	<b>4%</b>	6%	3%	5%	4%	3%	5%
<b>Don't know / not sure</b>	<b>12%</b>	11%	13%	12%	16%	9%	9%

	LNP	ALP	GRN	PHON	Other	Undec	18-24y	25-34y	35-44y	45-54y	55-64y	65y+
<b>Yes</b>	86%	84%	82%	89%	78%	73%	61%	73%	81%	90%	94%	93%
<b>No</b>	5%	4%	6%	1%	4%	2%	12%	7%	5%	1%	2%	2%
<b>Don't know / not sure</b>	9%	12%	12%	10%	18%	26%	26%	20%	14%	9%	5%	5%