

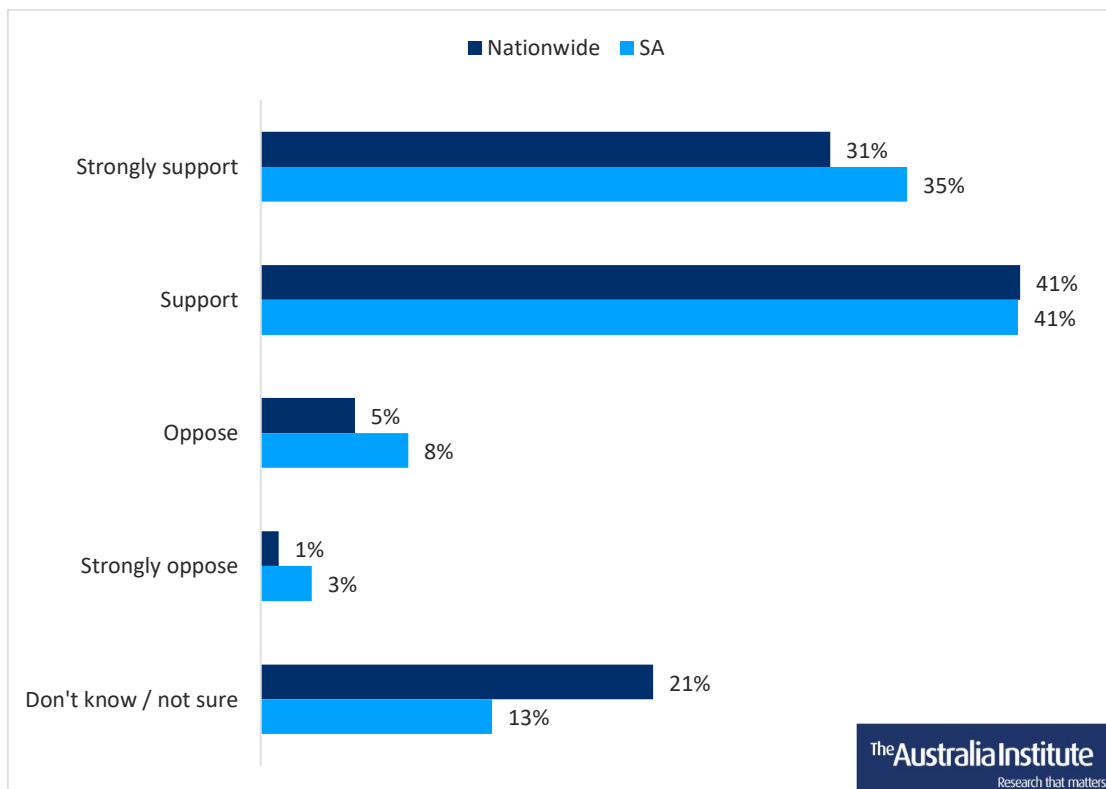
Polling - Great Australian Bight

March 2019

Key Results

The Australia Institute surveyed a nationally representative sample of 1,536 Australians, and 624 South Australians¹ about the Great Australian Bight. Respondents were asked about World Heritage protection for the marine area of the Bight. Figure 1 shows levels of support are high both in South Australia and nationwide.

Figure 1: Do you support or oppose World Heritage protection for the Bight?



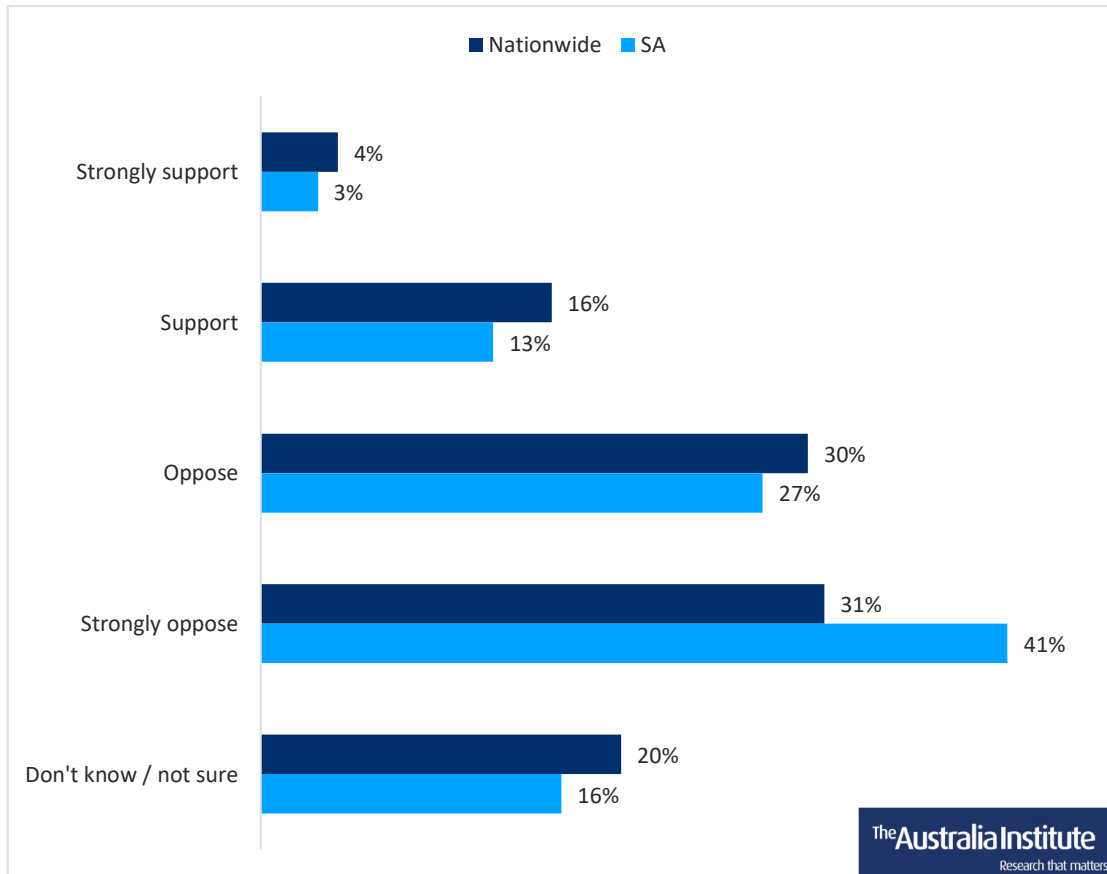
- Total support for World Heritage protection was 72% nationally.
- Total support was even higher at 77% in South Australia.
- Both nation-wide, and in SA, one in three strongly supported the proposal.

¹ SA results were weighted to match SA demographics.

- More people knew or were not sure nationally (21%) than in SA (13%).
- Both nationally and in SA, a majority of voters for all parties and in every age group supported World Heritage protection for the Bight.

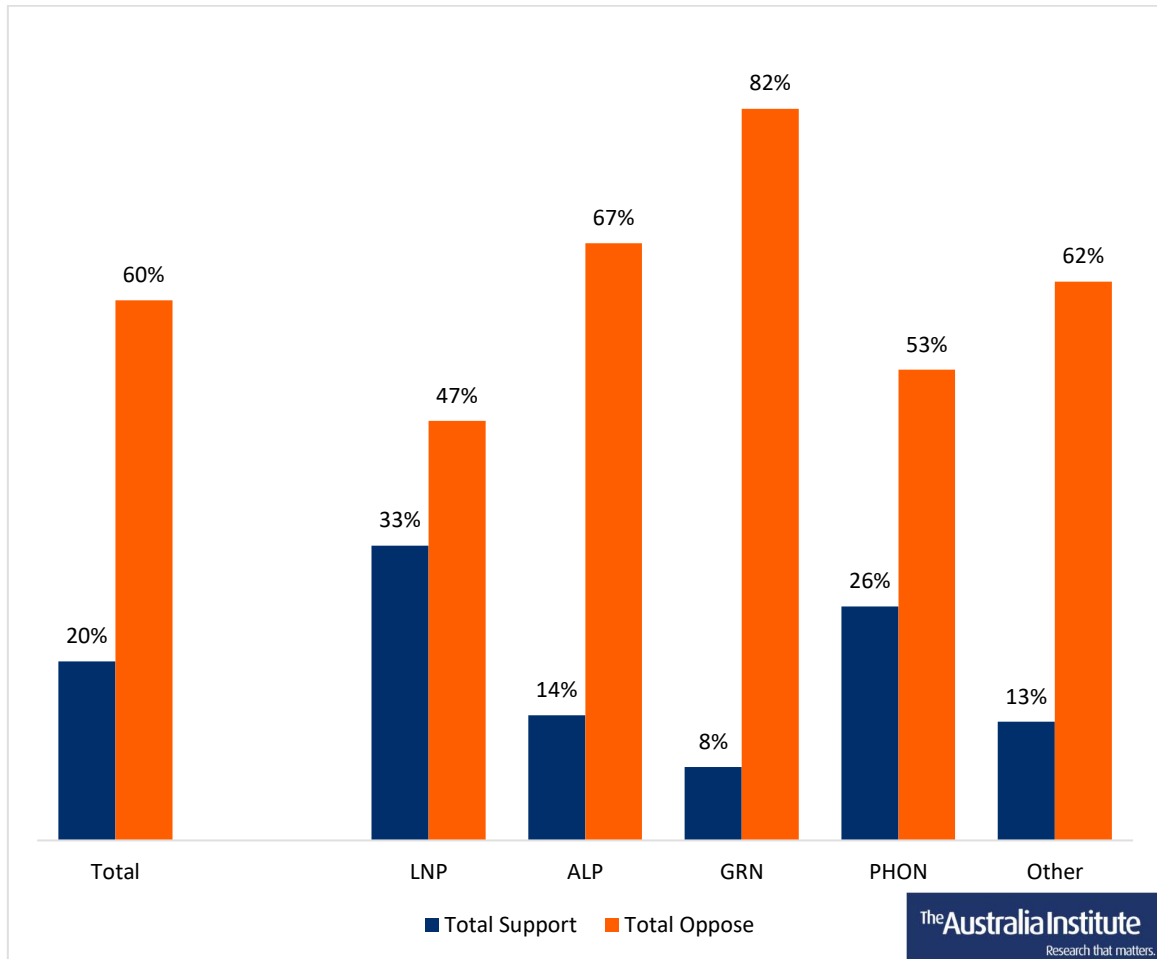
Respondents were asked about their support or opposition to allowing drilling for oil in the Bight. Figure 2 below compares respondents in SA to those across Australia.

Figure 2: Do you support or oppose allowing companies to drill for oil in the Bight?



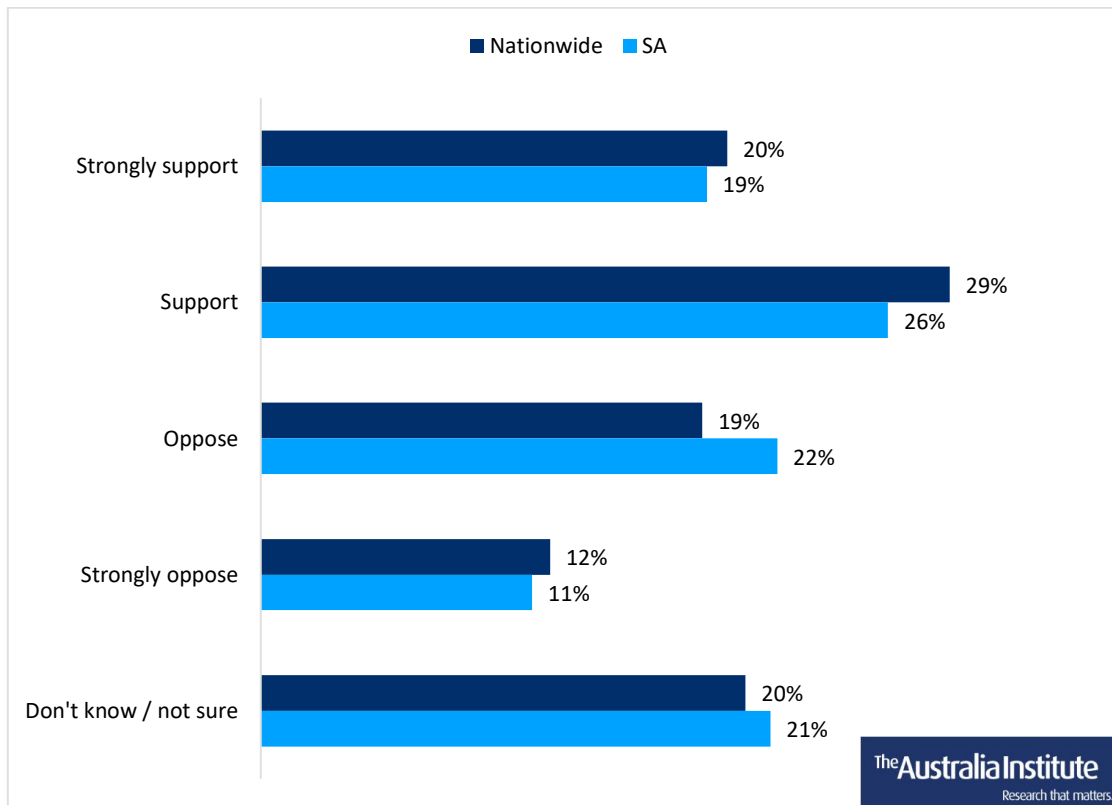
- Nationwide, 60% opposed allowing drilling in the Bight.
- In SA, there was opposition from 68% of respondents.
- Strong opposition was also higher in SA (41%) than nationwide (31%).
- Support for allowing oil drilling in the Bight was lower in SA (16%) than nationwide (20%).
- Both nationally and in SA, a majority of voters for most parties opposed drilling for oil.
 - The only exception was LNP voters nationwide (47% support, 33% oppose).

Figure 3: Do you support or oppose allowing companies to drill for oil in the Bight?



Respondents were also asked about fossil fuel exploration in general. They were told that countries such as New Zealand and France had recently stopped exploration for new oil and gas in their countries as a step towards tackling climate change, whereas Australian Governments were still promoting it. They were then asked if they support or opposed ending exploration in Australia.

Figure 4: Ending exploration for coal, gas and oil in Australia– support or oppose?

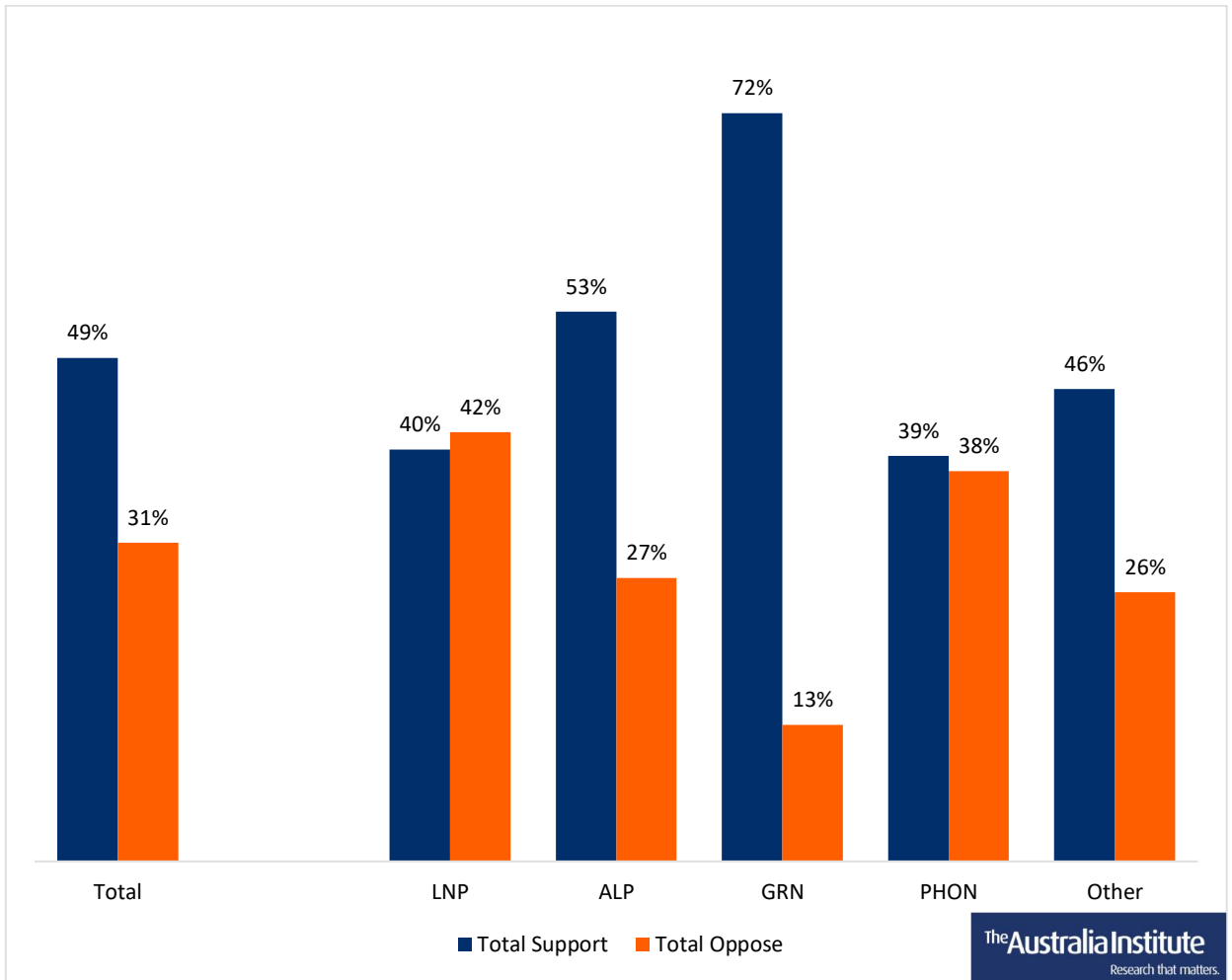


- Half those surveyed (49%), supported ending exploration for new coal, gas and oil.
- Less than a third (31%) opposed.
 - Support in SA was slightly lower (45%), but higher than opposition (33%).
- Opposition increased with age.
 - Less than a quarter of respondents aged 18-24 (24%) opposed, whereas 41% of those aged over 65 opposed.

While there is higher support than opposition for a ban on new exploration, there is even more opposition to drilling in the Bight. Many people think the Bight should have protection from drilling for oil, while also opposing an end to all exploration for fossil fuels. However, even *more* people think there should be a ban on new fossil fuel exploration whether in the Bight or anywhere else.

Figure 5 below breaks down the nationwide polling into voting intentions at the next election.

Figure 5: Ending exploration for coal, gas and oil in Australia– support or oppose?



- Support for ending exploration was highest in the Greens (72%) and ALP (53%),
- About as many PHON voters supported (39%) as opposed (38%).
- About as many LNP voters supported (40%) as opposed (42%).

Method

The Australia Institute conducted a national survey of 1,532 people 20 February 2019 and 4 March 2019, online through Dynata (formerly Research Now), with nationally representative samples by gender, age and state and territory, and results further post-weighted by gender.

The Australia Institute also conducted a survey of 624 South Australians in the same timeframe, online through Dynata (formerly Research Now), post-weighted to reflect social demographics by age and gender in South Australia.

Voting crosstabs show voting intentions for the lower house. Those who were undecided were asked which way they were leaning; these leanings are included in voting intention crosstabs, but results are also shown separately for undecideds. “LNP” includes separate responses for Liberal and National.

Detailed results - Australia wide

Thinking now about the Great Australian Bight marine area off South Australia, do you support or oppose World Heritage protection for the Bight?

	Total	Male	Female	NSW	Vic	Qld	WA
Total Support	72%	71%	74%	76%	69%	73%	65%
Total Oppose	6%	9%	4%	6%	6%	6%	7%
Strongly support	31%	29%	34%	32%	29%	27%	33%
Support	41%	42%	41%	45%	39%	45%	33%
Oppose	5%	7%	3%	4%	5%	6%	7%
Strongly oppose	1%	1%	1%	1%	1%	0%	0%
Don't know / not sure	21%	21%	22%	18%	25%	21%	27%

	LNP	ALP	GRN	PHON	Other	Undec	18-24y	25-34y	35-44y	45-54y	55-64y	65y+
Total Support	68%	77%	80%	67%	69%	60%	66%	71%	72%	75%	73%	75%
Total Oppose	9%	3%	4%	11%	6%	4%	7%	5%	4%	3%	7%	10%
Strongly support	21%	36%	50%	22%	31%	25%	32%	28%	32%	38%	32%	25%
Support	47%	41%	30%	45%	38%	36%	34%	43%	40%	37%	41%	50%
Oppose	8%	3%	3%	9%	4%	3%	7%	4%	3%	2%	5%	9%
Strongly oppose	1%	0%	1%	2%	2%	2%	0%	1%	1%	1%	2%	1%
Don't know / not sure	23%	20%	16%	22%	25%	35%	27%	24%	24%	22%	20%	15%

Do you support or oppose allowing companies to drill for oil in the Great Australian Bight?

	Total	Male	Female	NSW	Vic	Qld	WA
Total Support	20%	28%	13%	23%	19%	19%	22%
Total Oppose	60%	56%	65%	59%	60%	61%	58%
Strongly support	4%	6%	2%	5%	4%	3%	7%
Support	16%	22%	10%	18%	15%	17%	16%
Oppose	30%	30%	30%	28%	32%	30%	31%
Strongly oppose	31%	26%	35%	31%	28%	31%	27%
Don't know / not sure	20%	16%	23%	18%	21%	20%	20%

	LNP	ALP	GRN	PHON	Other	Undec	18-24y	25-34y	35-44y	45-54y	55-64y	65y+
Total Support	33%	14%	8%	26%	13%	9%	13%	17%	18%	17%	22%	30%
Total Oppose	47%	67%	82%	53%	62%	55%	67%	61%	64%	60%	60%	54%
Strongly support	7%	3%	2%	3%	3%	2%	4%	5%	7%	2%	4%	4%
Support	26%	11%	6%	23%	11%	7%	9%	12%	11%	15%	18%	26%
Oppose	30%	31%	24%	26%	31%	26%	33%	29%	30%	28%	29%	30%
Strongly oppose	17%	35%	58%	27%	31%	29%	34%	31%	34%	32%	31%	24%
Don't know / not sure	20%	19%	10%	21%	24%	36%	20%	22%	19%	23%	18%	16%

Some countries like New Zealand and France have recently stopped exploration for new oil and gas in their countries as a step towards tackling climate change. Australian governments are promoting exploration for coal, gas and oil.

Would you support or oppose an end to exploration for new coal, gas and oil in Australia?

	Total	Male	Female	NSW	Vic	Qld	WA
Total Support	49%	47%	50%	49%	48%	48%	43%
Total Oppose	31%	38%	24%	33%	31%	34%	30%
Strongly support	20%	20%	19%	19%	20%	17%	16%
Support	29%	27%	31%	30%	28%	31%	27%
Oppose	19%	22%	16%	18%	19%	22%	20%
Strongly oppose	12%	16%	8%	15%	12%	12%	10%
Don't know / not sure	20%	15%	26%	18%	21%	18%	27%

	LNP	ALP	GRN	PHON	Other	Undec	18-24y	25-34y	35-44y	45-54y	55-64y	65y+
Total Support	40%	53%	72%	39%	46%	43%	54%	52%	50%	44%	49%	47%
Total Oppose	42%	27%	13%	38%	26%	21%	24%	24%	27%	32%	33%	41%
Strongly support	13%	21%	42%	14%	19%	13%	29%	20%	19%	18%	21%	16%
Support	27%	32%	30%	25%	27%	30%	25%	31%	31%	26%	28%	31%
Oppose	24%	19%	8%	15%	17%	13%	14%	16%	16%	19%	20%	25%
Strongly oppose	18%	8%	6%	23%	9%	8%	9%	8%	11%	14%	14%	16%
Don't know / not sure	19%	19%	14%	23%	28%	36%	23%	24%	24%	24%	18%	12%

Detailed results - South Australia only

Thinking now about the Great Australian Bight marine area off South Australia, do you support or oppose World Heritage protection for the Bight?

	Total	Male	Female	LNP	ALP	GRN	PHON	Other	CA	Undec
Total Support	77%	71%	81%	68%	80%	96%	80%	77%	83%	68%
Total Oppose	11%	17%	5%	19%	6%	2%	13%	8%	3%	7%
Strongly support	35%	33%	37%	23%	44%	63%	27%	31%	24%	30%
Support	41%	38%	44%	44%	35%	33%	53%	46%	59%	38%
Oppose	8%	14%	3%	14%	5%	0%	9%	5%	0%	3%
Strongly oppose	3%	3%	2%	4%	1%	2%	4%	3%	3%	4%
Don't know / not sure	13%	12%	14%	14%	15%	2%	7%	14%	14%	25%

	18-24y	25-34y	35-44y	45-54y	55-64y	65y+
Total Support	76%	83%	81%	73%	77%	74%
Total Oppose	2%	4%	6%	14%	13%	15%
Strongly support	40%	45%	45%	39%	29%	29%
Support	36%	38%	36%	34%	48%	45%
Oppose	2%	3%	3%	11%	8%	12%
Strongly oppose	0%	1%	3%	3%	5%	3%
Don't know / not sure	22%	13%	13%	13%	11%	11%

Do you support or oppose allowing companies to drill for oil in the Great Australian Bight?

	Total	Male	Female	LNP	ALP	GRN	PHON	Other	CA	Undec
Total Support	16%	25%	8%	27%	11%	3%	18%	9%	7%	10%
Total Oppose	68%	63%	72%	58%	69%	91%	72%	72%	74%	62%
Strongly support	3%	5%	1%	5%	3%	0%	5%	2%	3%	1%
Support	13%	20%	7%	22%	9%	3%	13%	7%	4%	8%
Oppose	27%	27%	28%	33%	24%	15%	28%	28%	19%	29%
Strongly oppose	41%	36%	45%	25%	45%	76%	44%	44%	55%	33%
Don't know / not sure	16%	12%	20%	16%	19%	6%	11%	19%	18%	28%

	18-24y	25-34y	35-44y	45-54y	55-64y	65y+
Total Support	8%	7%	7%	15%	20%	22%
Total Oppose	69%	82%	84%	62%	61%	63%
Strongly support	3%	1%	2%	3%	4%	4%
Support	5%	6%	5%	12%	16%	18%
Oppose	20%	31%	32%	29%	26%	26%
Strongly oppose	50%	52%	53%	34%	36%	36%
Don't know / not sure	22%	11%	9%	23%	19%	15%

Some countries like New Zealand and France have recently stopped exploration for new oil and gas in their countries as a step towards tackling climate change. Australian governments are promoting exploration for coal, gas and oil.

Would you support or oppose an end to exploration for new coal, gas and oil in Australia?

	Total	Male	Female	LNP	ALP	GRN	PHON	Other	CA	Undec
Total Support	45%	46%	45%	34%	50%	63%	46%	48%	59%	37%
Total Oppose	33%	41%	27%	48%	28%	15%	24%	27%	21%	25%
Strongly support	19%	18%	20%	12%	21%	47%	15%	15%	17%	12%
Support	26%	28%	25%	22%	29%	16%	32%	32%	41%	25%
Oppose	22%	24%	20%	32%	22%	6%	7%	16%	13%	18%
Strongly oppose	11%	17%	7%	16%	6%	9%	17%	11%	8%	7%
Don't know / not sure	21%	14%	28%	17%	22%	22%	30%	26%	20%	38%

	18-24y	25-34y	35-44y	45-54y	55-64y	65y+
Total Support	52%	52%	59%	40%	41%	42%
Total Oppose	23%	19%	13%	37%	39%	43%
Strongly support	29%	29%	23%	16%	8%	19%
Support	23%	23%	36%	24%	32%	23%
Oppose	16%	17%	6%	21%	27%	29%
Strongly oppose	7%	3%	7%	16%	12%	15%
Don't know / not sure	25%	29%	28%	23%	20%	15%