

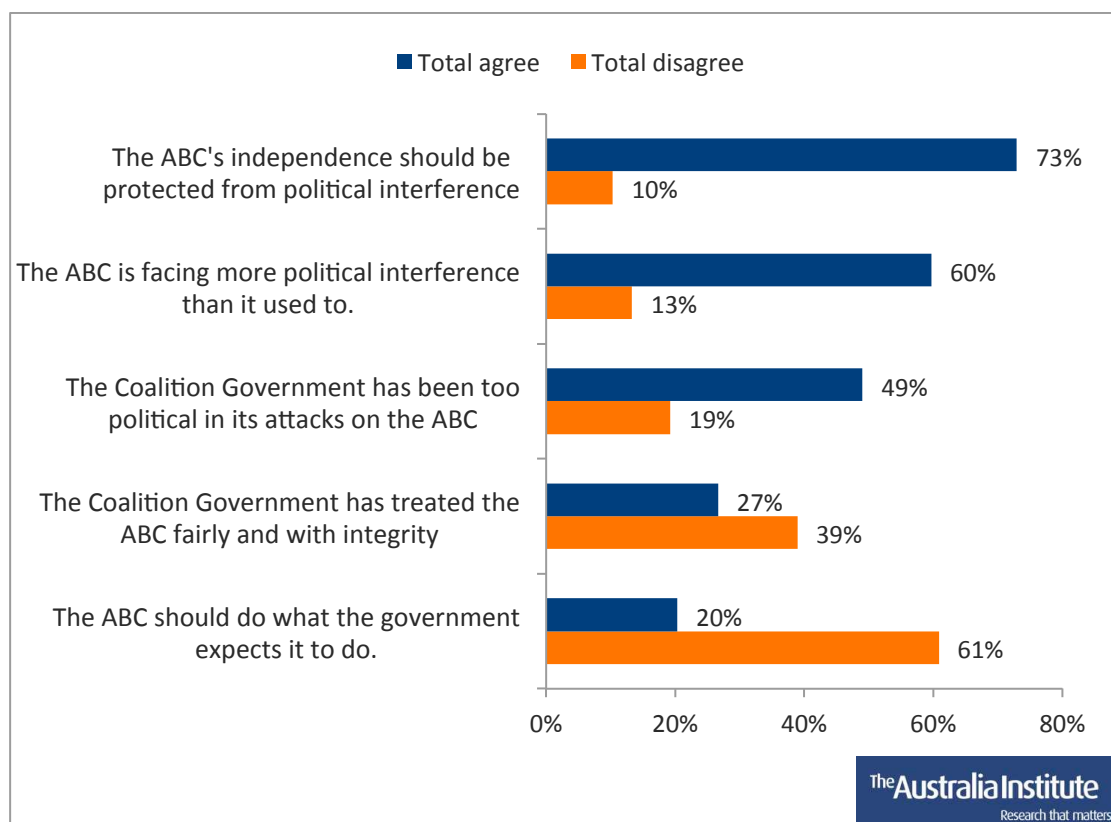
Polling - Independence of the ABC

November 2018

Key Results

The Australia Institute surveyed a nationally representative sample of 1,459 Australians about perceptions and attitudes about the ABC's independence.

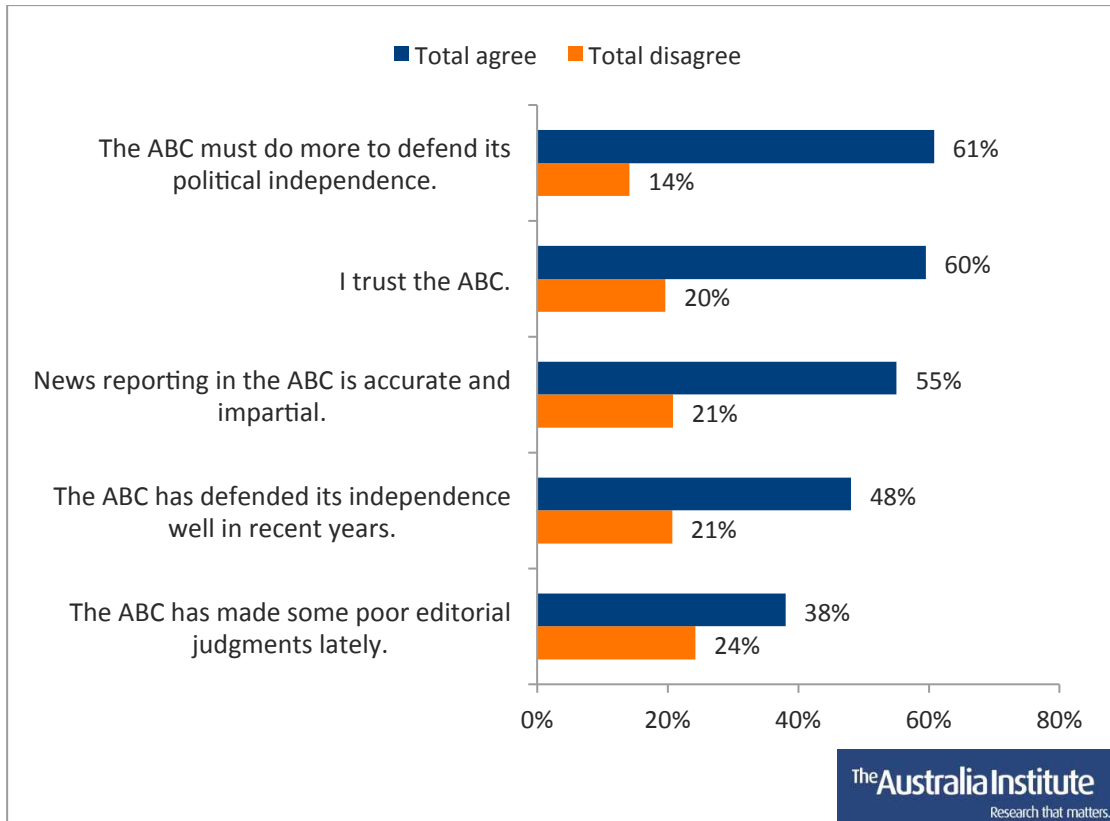
Figure 1: Attitudes and perceptions about ABC independence



- Respondents overwhelmingly agree the ABC should be protected from political interference (73% total agree). This has increased since September 2016, when the same question found 66% agreed.
- Similarly, most disagree that ABC should do what the government expects it to do (61% total disagree).
- Respondents widely agreed the ABC is facing more political interference than it sued to (60%) agree.

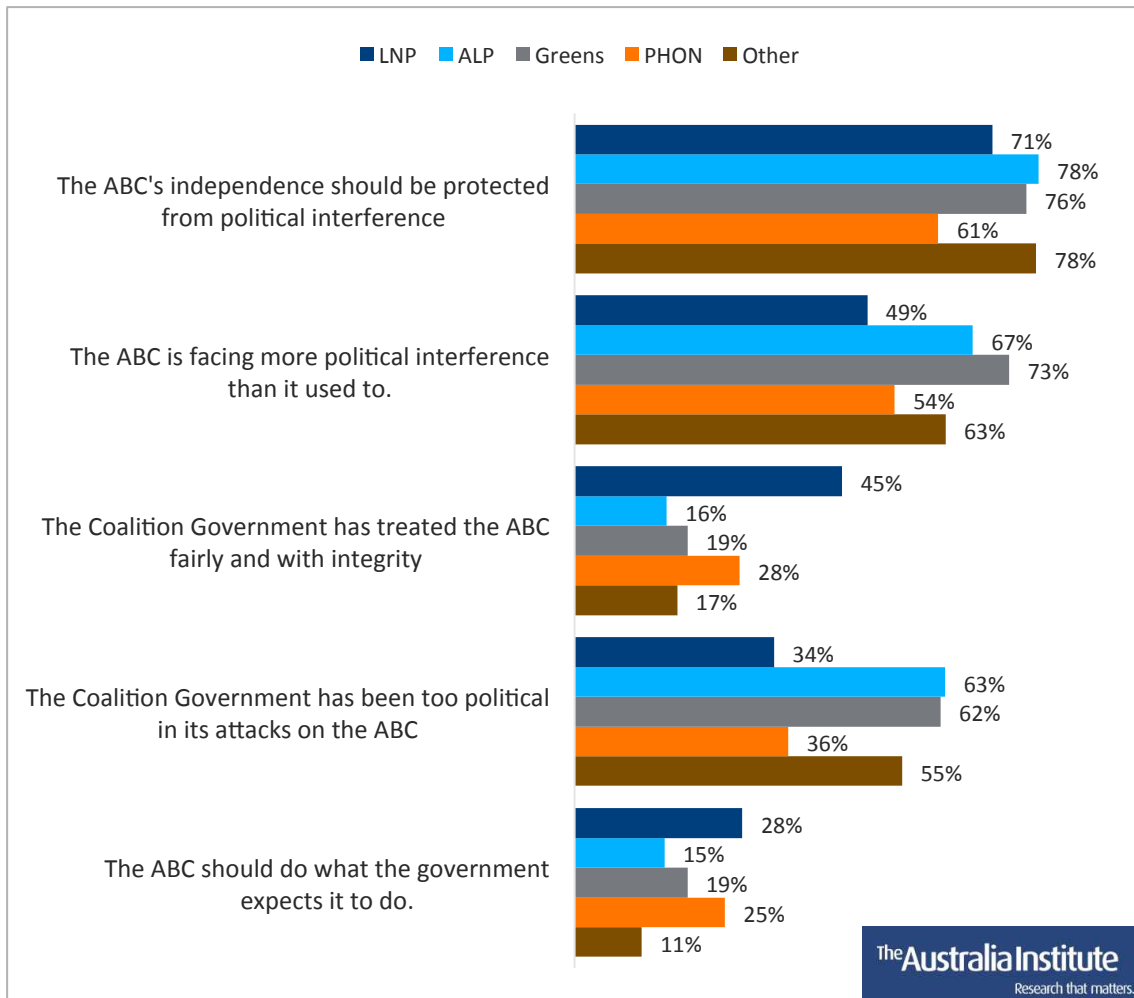
- Half agreed the Coalition has been too political in its attacks on the ABC (49% agree, 19% disagree). More disagreed than agreed that the Coalition treated the ABC fairly and with integrity (27% agree, 39% disagree)

Figure 2: Attitudes and perceptions about trust in and independence of ABC



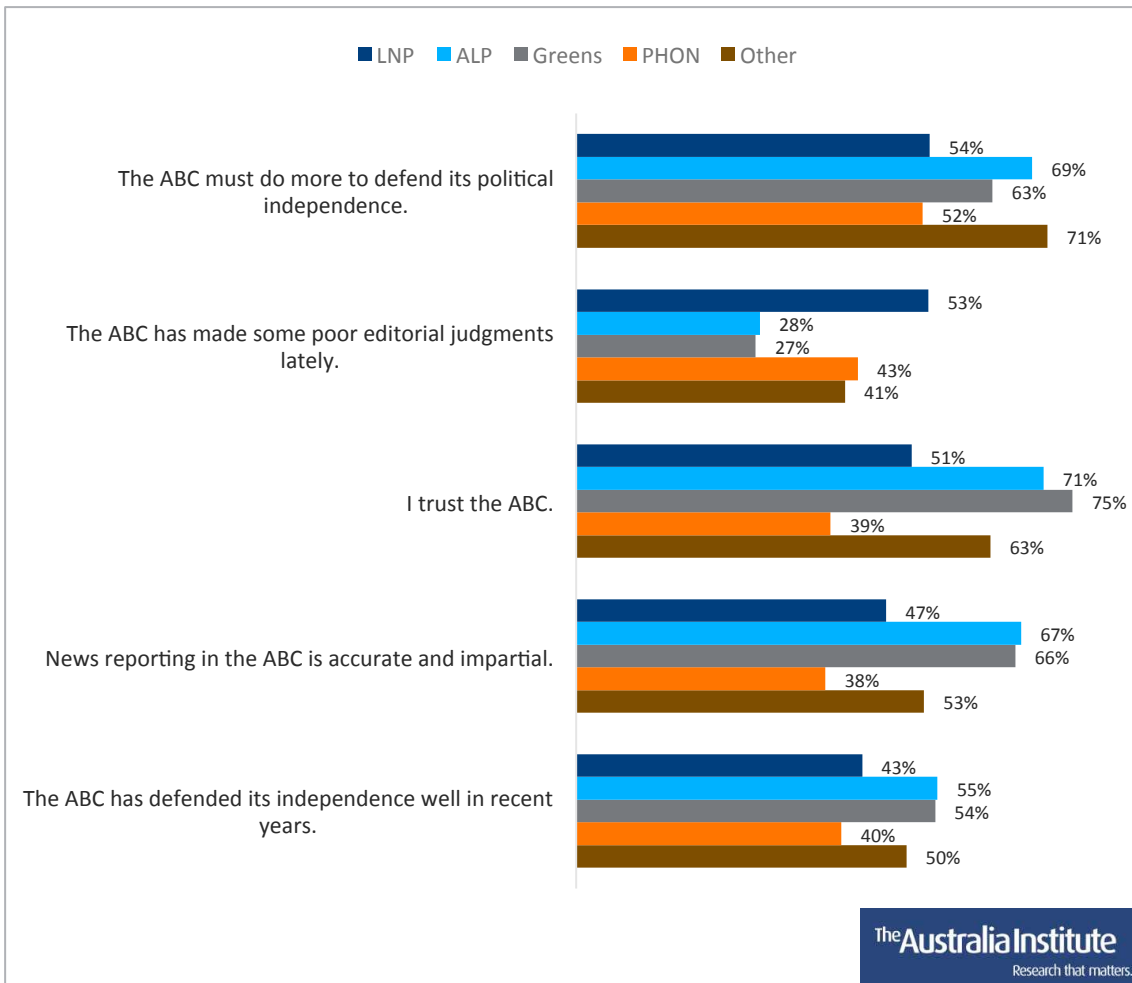
- Most said the ABC must do more to defend its political independence (61%).
- Fewer (48%) thought the ABC has defended its independence well in recent years, still more than disagreed (21%).
- Most said they trust the ABC (60%) and that ABC news reporting is accurate and impartial (55%).
- Some agreed the ABC had made some poor editorial judgments lately (38% agree, 24% disagree).

Figure 3: Attitudes about independence of ABC – by voting intention



- Clear majorities of all voters for all parties agreed the ABC should be protected from political interference, and disagreed the ABC should do what the government expects.
- Half or more voters from all parties think the ABC is facing more political interference than usual, with two thirds of voters for Other (63%), Labor (67%) and Greens (73%).
- Nearly half of the voters for the Coalition (45%) think the Coalition government has treated the ABC fairly and with integrity. Far fewer numbers of voters thought this amongst all other voters.
- Most voters for Labor (63%), the Greens (62%) and for Other (55%), thought the Coalition had been too political.

Figure 4: Attitudes about ABC – by voting intention



- Voters were most likely to trust the ABC if they were voters for Other (63%), the ALP (71%) or the Greens (75%). One Nation voters were least likely to trust the ABC (39% agree). This dramatic gap was the biggest of all the statements.
- Most agreed the ABC must do to defend its political independence. Agreement was highest among Other voters (71%) and ALP voters (69%), but most One Nation voters also agreed (52%).
- Most Coalition voters agreed the ABC has made some poor editorial judgments lately (53%) followed by One Nation (43%) and Other voters (41%). ALP voters and Greens voters were much less likely to agree.

Method

The Australia Institute conducted a national survey of 1,459 people 26 October and 6 November 2018, online through Research Now, with nationally representative samples by gender, age and state and territory.

Results are shown only for larger states.

Voting crosstabs show voting intentions for the lower house. Those who were undecided were asked which way they were leaning; these leanings are included in voting intention crosstabs, but results are also shown separately for undecideds. “LNP” includes separate responses for Liberal and National. “Other” includes Centre Alliance, United Australia Party and Independent/Other.