

Polling - Response to the climate emergency

January 2020

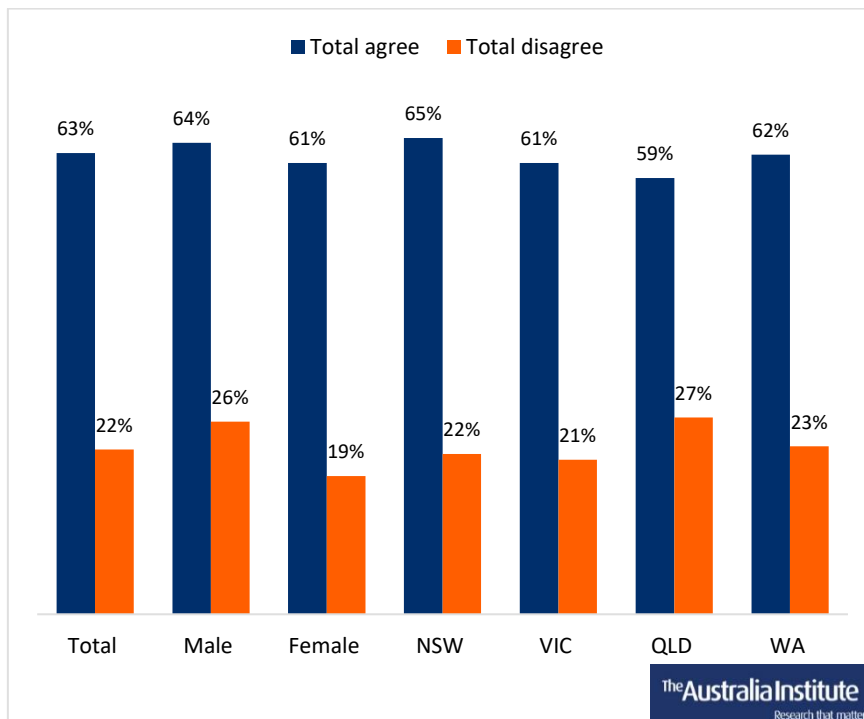
Key results

The Australia Institute surveyed a nationally representative sample of 1,424 Australians about the climate emergency and how governments should respond to it. These questions were asked in November, during the 2019–2020 bushfire season but before the devastating fires in December 2019 and January 2020.

Most Australians agree that governments should mobilise all of society to tackle climate change, like they mobilised everyone during the world wars.

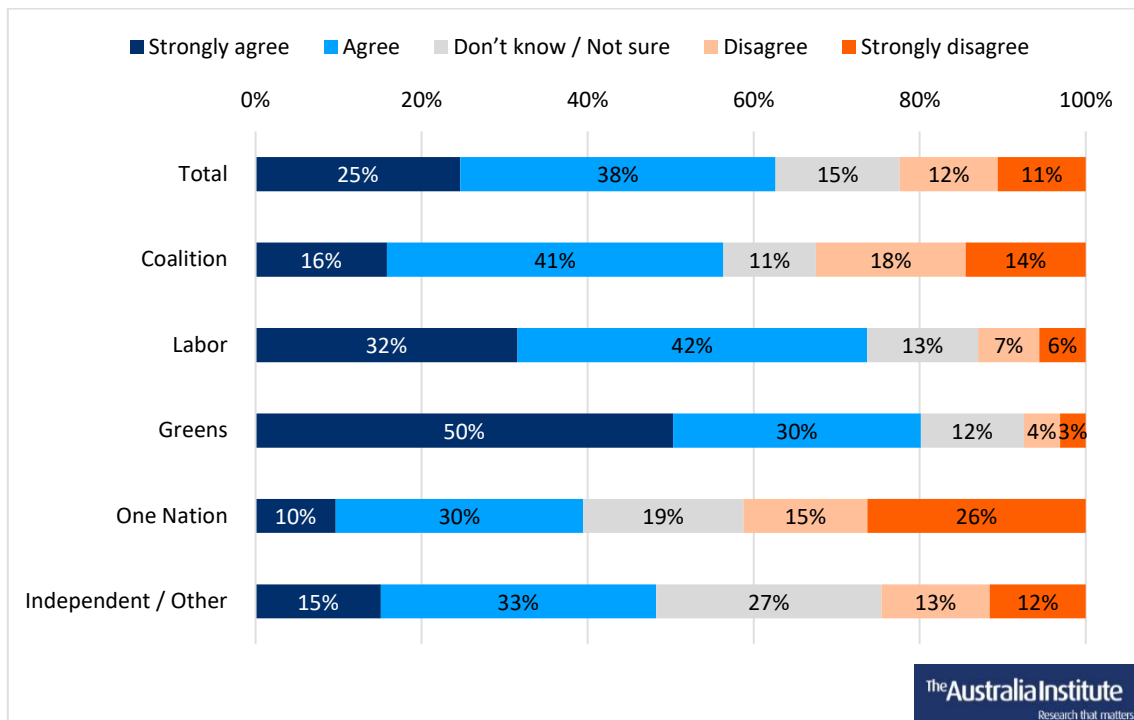
- Two in three Australians (63%) agree that governments should mobilise all of society to tackle climate change, including 25% who strongly agree
 - Only one in five Australians (22%) disagree.

Figure 1: Governments should mobilise all of society to tackle climate change



- Agreement that the government should mobilise all of society to tackle climate change is high in NSW (65%), Victoria (61%), Queensland (59%) and Western Australia (62%).
- A majority of Coalition (56%), Labor (74%) and Greens voters (80%) agree that governments should mobilise all of society to tackle climate change.
 - More Independent/Other voters agree (48%) than disagree (25%).
 - Only among One Nation voters did more disagree (41%) than agree (39%).

Figure 2: Governments should mobilise all of society to tackle climate change, by voting intention



Most Australians also agree that Australia is facing a climate change emergency and should take emergency action.

- Two in three Australians (66%) agree that Australia is facing a climate change emergency and should take emergency action.
 - Only one in four Australians (23%) disagree.
- A majority of Coalition (54%), Labor (79%), Greens (86%) and Independent/Other voters (56%) agree that we should take emergency action.
 - More One Nation voters agree (42%) than disagree (38%) that we should take emergency action.
- Agreement exceeded 60% in NSW, Victoria, Queensland and Western Australia.

Figure 3: Australia is facing a climate change emergency and should take emergency action

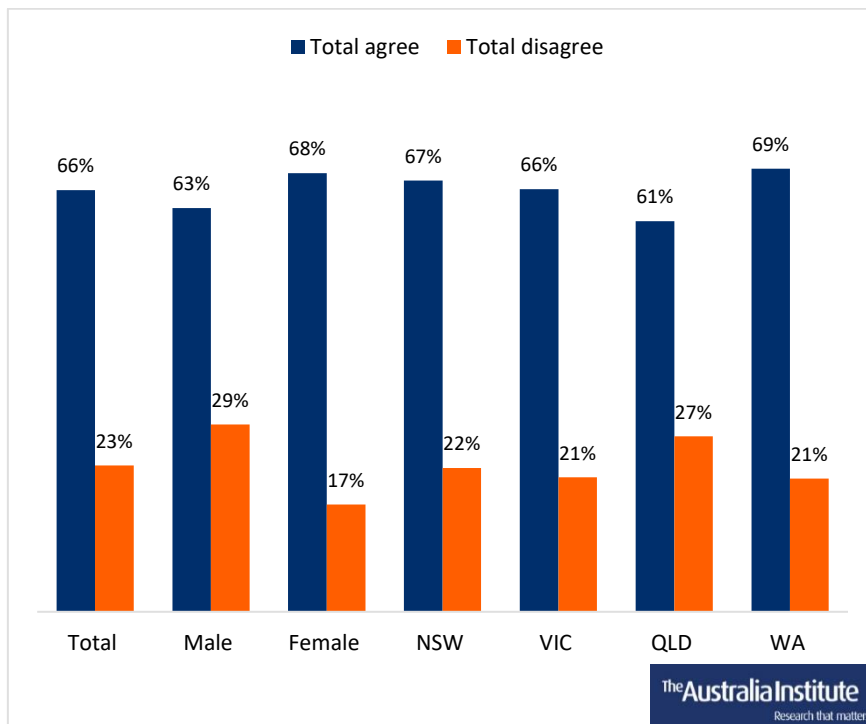
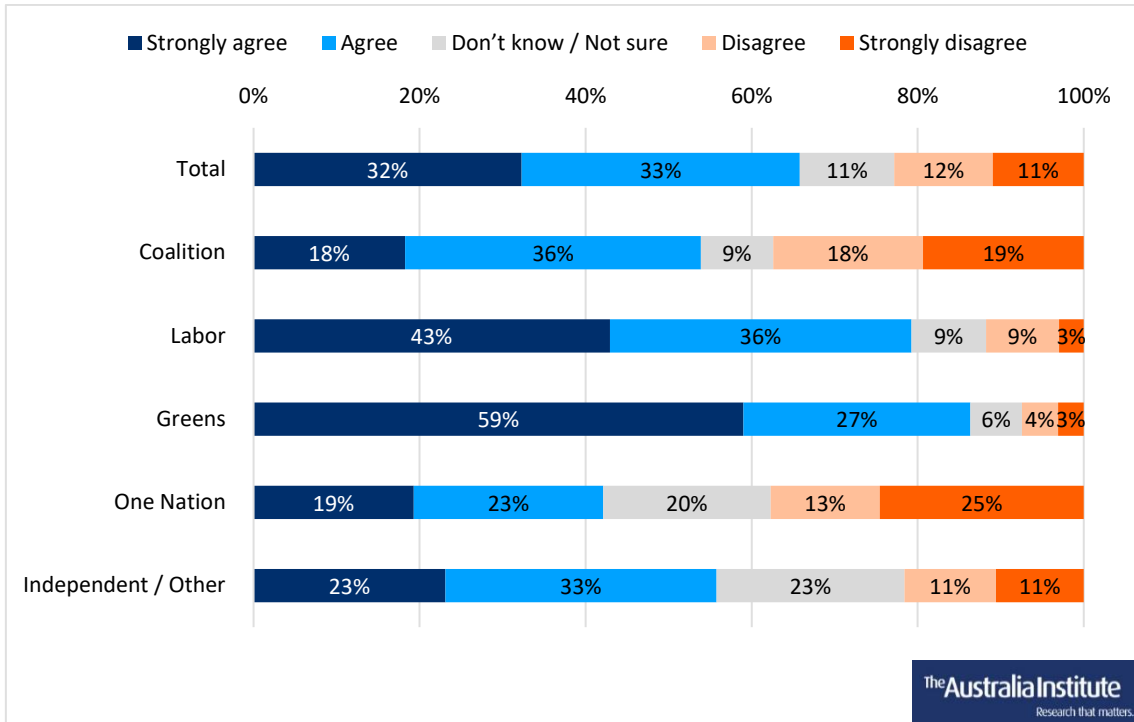


Figure 4: Australia is facing a climate change emergency and should take emergency action, by voting intention



Method

The Australia Institute conducted a national survey of 1,424 people between 1 and 15 November 2019, online through Dynata with nationally representative samples by gender, age, state and territory, and household income.

The margin of error (95% confidence level) for the national results is 2.6%.

Results are shown only for larger states.

Voting crosstabs show voting intentions for the lower house. Those who were undecided were asked which way they were leaning; these leanings are included in voting intention crosstabs, but results are also shown separately for undecideds. “LNP” includes separate responses for Liberal and National. “Other” includes Centre Alliance, Jacqui Lambie Network and Independent/Other.

Detailed results

To what extent do you agree or disagree with the following statements?

Governments should mobilise all of society to tackle climate change, like they mobilised everyone during the world wars

	<i>Total</i>	<i>Male</i>	<i>Female</i>	<i>NSW</i>	<i>VIC</i>	<i>QLD</i>	<i>WA</i>
Strongly agree	25%	24%	25%	26%	24%	23%	24%
Agree	38%	40%	36%	39%	37%	36%	38%
Disagree	12%	13%	11%	11%	12%	13%	13%
Strongly disagree	11%	13%	8%	11%	9%	14%	10%
Don't know / Not sure	15%	10%	20%	14%	18%	14%	15%

	<i>Total</i>	<i>Coalition</i>	<i>Labor</i>	<i>Greens</i>	<i>One Nation</i>	<i>Other</i>
Strongly agree	25%	16%	32%	50%	10%	15%
Agree	38%	41%	42%	30%	30%	33%
Disagree	12%	18%	7%	4%	15%	13%
Strongly disagree	11%	14%	6%	3%	26%	12%
Don't know / Not sure	15%	11%	13%	12%	19%	27%

Australia is facing a climate change emergency and should take emergency action

	<i>Total</i>	<i>Male</i>	<i>Female</i>	<i>NSW</i>	<i>VIC</i>	<i>QLD</i>	<i>WA</i>
Strongly agree	32%	30%	34%	35%	32%	29%	33%
Agree	33%	33%	34%	33%	34%	32%	36%
Disagree	12%	14%	10%	12%	11%	11%	12%
Strongly disagree	11%	15%	7%	11%	10%	16%	9%
Don't know / Not sure	11%	8%	15%	10%	13%	12%	10%

	<i>Total</i>	<i>Coalition</i>	<i>Labor</i>	<i>Greens</i>	<i>One Nation</i>	<i>Other</i>
Strongly agree	32%	18%	43%	59%	19%	23%
Agree	33%	36%	36%	27%	23%	33%
Disagree	12%	18%	9%	4%	13%	11%
Strongly disagree	11%	19%	3%	3%	25%	11%
Don't know / Not sure	11%	9%	9%	6%	20%	23%