

Polling - Gender issues and quotas

March 2021

Key results

The Australia Institute surveyed a nationally representative sample of 1005 Australians about their thoughts on gender quotas for the Liberal Party and their confidence in the Prime Minister's ability to address issues primarily affecting women.

Results show that:

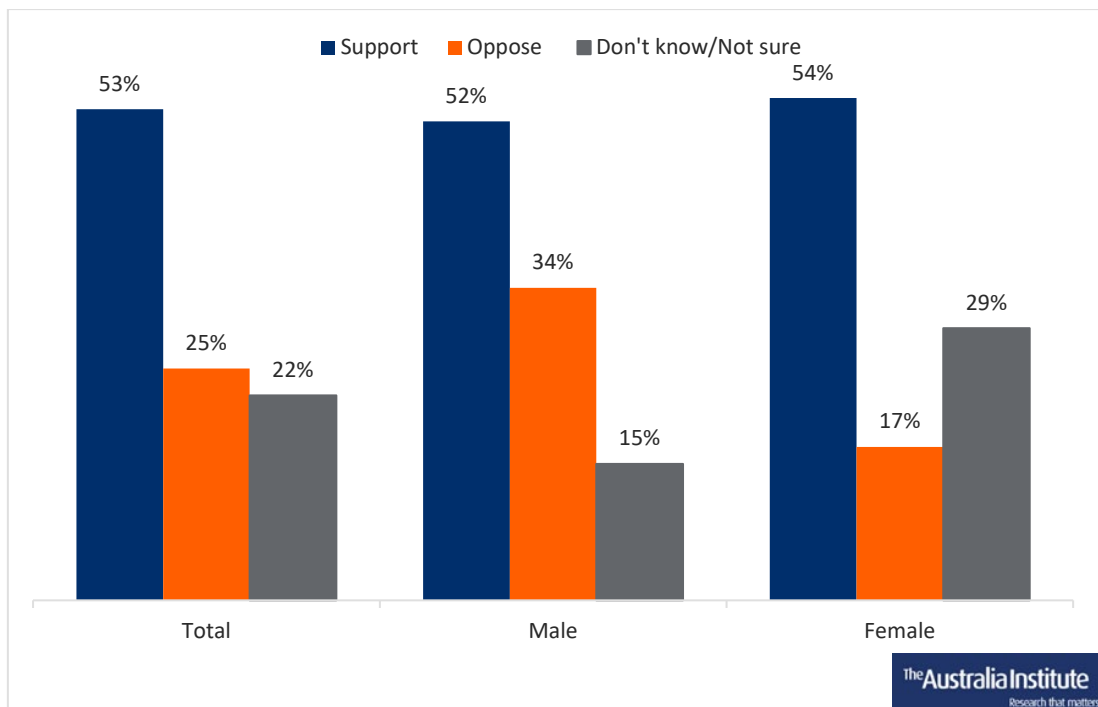
- More than half (53%) of Australians support the Liberal Party setting gender quotas to achieve a representative number of women preselected as Liberal candidates. A quarter (25%) of Coalition voters oppose.
 - Coalition voters (60%) are the most likely to support Liberal Party gender quotas.
 - Younger Australians between the ages of 18-24 are most likely (61%) to support gender quotas, followed by Australians aged between 25-34 and 35-44 (54%).
- Half of all Australians are either not very or not at all confident in the Prime Minister's ability to address issues primarily affecting women (42% are confident).
 - Women are much less likely to be confident in the Prime Minister's ability to address issues primarily affecting women (women 37%, men 47%).
- Australians aged 18-24 are most likely (58%) to be not very or not at all confident in the Prime Minister's ability to address issues primarily affecting women, with 35% who are confident.

Liberal Party gender quotas

Respondents were presented with a quote from Prime Minister Scott Morrison on quotas and asked whether they support or oppose the Liberal Party setting gender quotas for preselection.

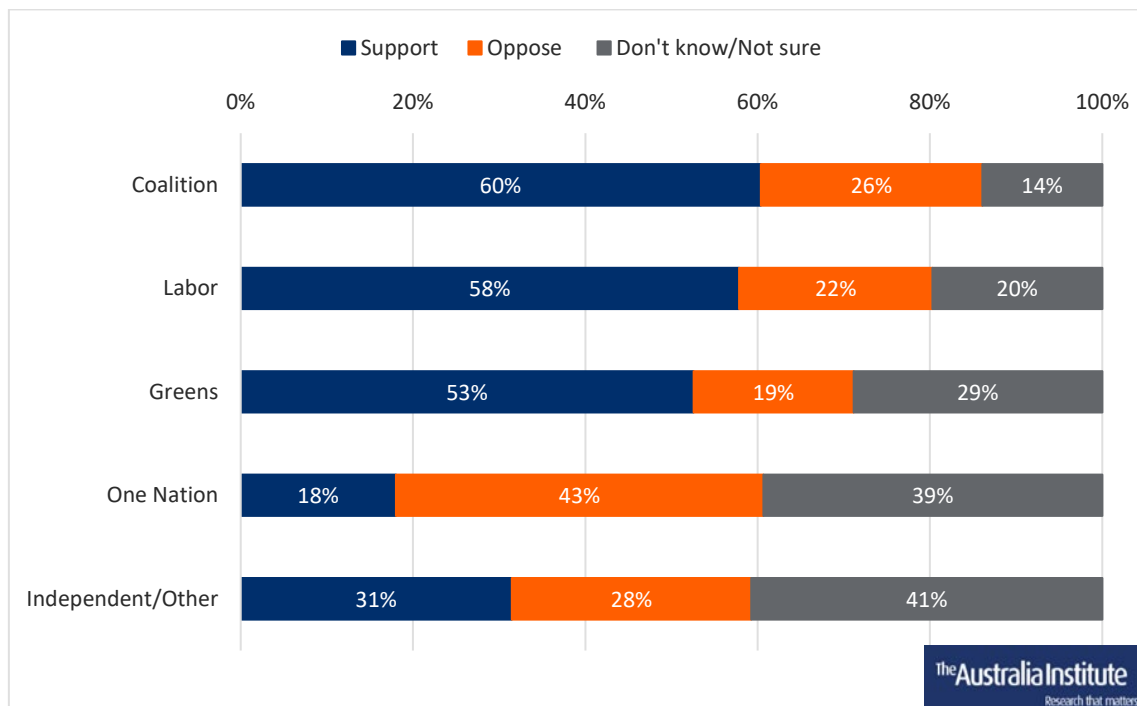
- More than half (53%) of Australians support the Liberal Party setting gender quotas to achieve a representative number of women preselected as Liberal candidates. A quarter (25%) of Australians oppose.
- Men (34%) are much more likely to oppose a Liberal Party gender quota than women (17%).

Figure 1: Do you support or oppose gender quotas for the Liberal Party?



- Coalition voters (60%) are the most likely to support a Liberal Party gender quota. A quarter (26%) of Coalition voters oppose quotas.
 - More Coalition voters than Labor and Greens voters support gender quotas.
- A majority of Coalition, Labor and Greens voters support Liberal Party gender quotas. One Nation voters are most likely to oppose the Liberal Party setting gender quotas, and the only voting intention where opposition exceeds support (43% oppose, 18% support).

Figure 2: Do you support or oppose gender quotas for the Liberal Party?



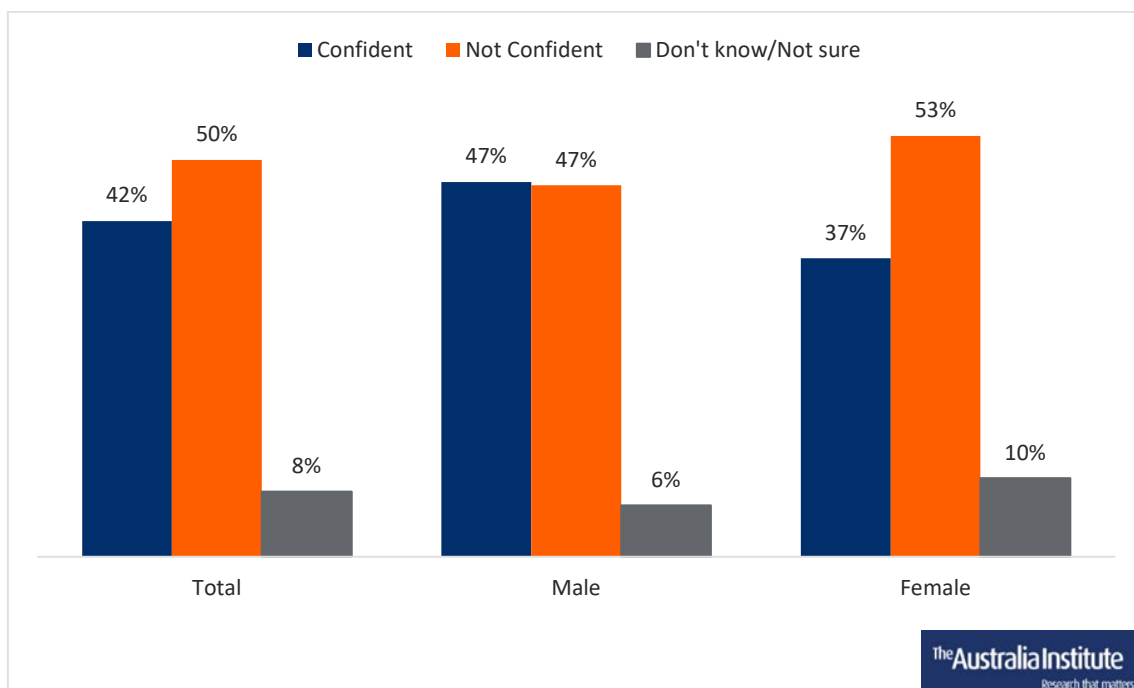
- Across all age groups more Australians support than oppose the Liberal Party setting gender quotas.
 - Younger Australians between the ages of 18-24 are most likely (61%) to support gender quotas, followed by Australians aged between 25-34 and 35-44 (both 54%).
 - Australians aged 65 and older are most likely to oppose gender quotas for the Liberal Party, although even in this age group support for quotas exceeds opposition (36% oppose, 52% support).

Issues primarily affecting women - confidence

Respondents were also asked how confident they are in Prime Minister Scott Morrison's ability to address issues primarily affecting women.

- Half of all Australians are either not very or not at all confident in the Prime Minister's ability to address issues primarily affecting women (42% are confident).
- Women are much less likely to be confident in the Prime Minister's ability to address issues primarily affecting women (women 37%, men 47%).
- More than half (53%) of women are not very or not at all confident in the Prime Minister's ability to address issues primarily affecting women (men 47%).

Figure 3: Confidence in the PM's ability to address issues primarily affecting women

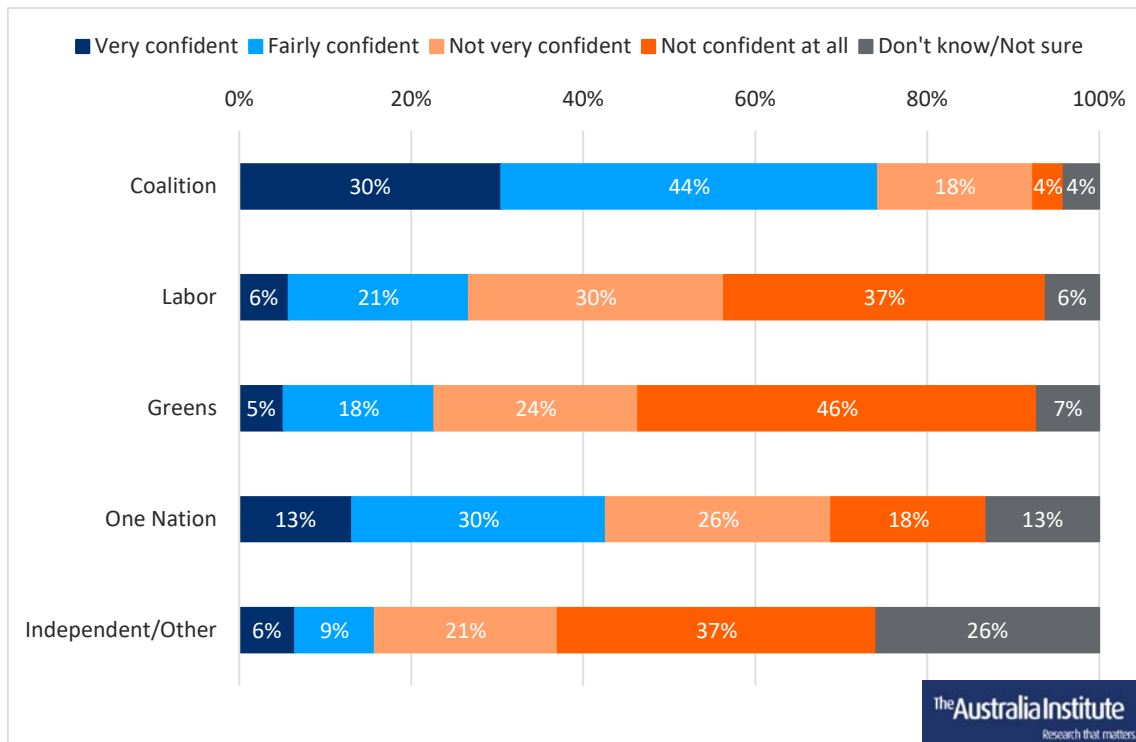


- Australians aged 18-24 are most likely (58%) to be not very or not at all confident in the Prime Minister's ability to address issues primarily affecting women, compared with 35% who are fairly or very confident.

There is a clear political divide when it comes to confidence in the Prime Minister’s ability to address issues primarily affecting women.

- Three in four (74%) of Coalition voters are either very confident or fairly confident in the Prime Minister’s ability to address issues impacting women.
 - One in five (22%) of Coalition voters are either not very or not at all confident in the Prime Minister’s ability to address issues primarily affecting women.
- A majority of Labor (67%), Greens (70%) and Independent/Other (58%) voters are not very or not at all confident in the Prime Minister’s ability to address issues primarily affecting women.

Figure 4: Confidence in the PM’s ability to address issues primarily affecting women



Method

The Australia Institute surveyed 1005 people on 25-26 of March 2021, online through Dynata's Rapid Results polling, with nationally representative samples by gender, age and region.

The margin of error (95% confidence level) for the national results is 3%.

Results are shown only for larger states.

Voting crosstabs show voting intentions for the House of Representatives. Those who were undecided were asked which way they were leaning; these leanings are included in voting intention crosstabs. "Coalition" includes separate responses for Liberal and National. "Other" refers to Independent/Other.

Detailed results

How confident are you in Prime Minister Scott Morrison's ability to address issues primarily affecting women?

	<i>Total</i>	<i>Male</i>	<i>Female</i>	<i>NSW</i>	<i>QLD</i>	<i>VIC</i>	<i>WA</i>
Very confident	15%	19%	10%	15%	18%	10%	16%
Fairly confident	28%	28%	27%	31%	25%	28%	24%
Not very confident	24%	22%	26%	24%	21%	25%	23%
Not confident at all	26%	25%	26%	23%	27%	27%	31%
Don't know/Not sure	8%	6%	10%	7%	9%	10%	7%

	<i>Total</i>	<i>Coalition</i>	<i>Labor</i>	<i>Greens</i>	<i>One Nation</i>	<i>Ind/ Other</i>
Very confident	15%	30%	6%	5%	13%	6%
Fairly confident	28%	44%	21%	18%	30%	9%
Not very confident	24%	18%	30%	24%	26%	21%
Not confident at all	26%	4%	37%	46%	18%	37%
Don't know/Not sure	8%	4%	6%	7%	13%	26%

	<i>Total</i>	<i>18-24</i>	<i>25-34</i>	<i>35-44</i>	<i>45-54</i>	<i>55-64</i>	<i>65+</i>
Very confident	15%	10%	11%	13%	13%	16%	22%
Fairly confident	28%	25%	34%	32%	22%	24%	27%
Not very confident	24%	33%	22%	23%	23%	23%	23%
Not confident at all	26%	25%	24%	22%	30%	28%	25%
Don't know/Not sure	8%	7%	10%	9%	11%	9%	3%

This week, Prime Minister Scott Morrison stated that he was open to the Liberal Party setting gender quotas to get more women preselected. He said:

“We tried it the other way and it isn’t getting us the results so I would like to see us do better on that front.”

Do you support or oppose the Liberal Party setting gender quotas to achieve a representative number of women preselected as Liberal candidates?

	Total	Male	Female	NSW	QLD	VIC	WA
Strongly support	16%	17%	15%	18%	14%	16%	20%
Support	37%	35%	39%	35%	34%	42%	40%
Oppose	15%	19%	11%	16%	13%	14%	13%
Strongly oppose	10%	15%	6%	9%	13%	5%	9%
Don't know/Not sure	22%	15%	29%	21%	26%	23%	18%

	Total	Coalition	Labor	Greens	One Nation	Ind/Other
Strongly support	16%	19%	16%	21%	8%	7%
Support	37%	41%	42%	32%	10%	24%
Oppose	15%	17%	14%	9%	15%	17%
Strongly oppose	10%	9%	8%	9%	28%	11%
Don't know/Not sure	22%	14%	20%	29%	39%	41%

	Total	18-24	25-34	35-44	45-54	55-64	65+
Strongly support	16%	17%	14%	16%	17%	16%	18%
Support	37%	44%	40%	38%	30%	37%	35%
Oppose	15%	14%	12%	10%	15%	13%	22%
Strongly oppose	10%	7%	5%	9%	12%	13%	14%
Don't know/Not sure	22%	18%	28%	27%	27%	21%	12%