

Polling - Politicians and Canberra

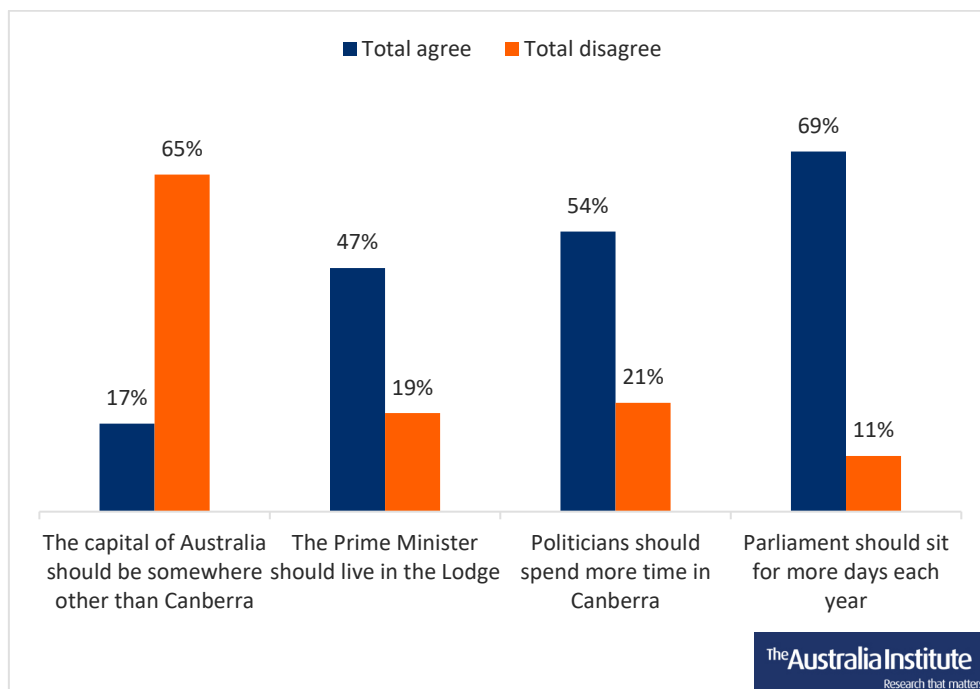
March 2021

Key Results

In February 2021, the Australia Institute surveyed a nationally representative sample of 1,434 Australians. Respondents were asked about the connection between politicians and Canberra. Results show that Australians think Canberra should remain the capital, the Prime Minister should live in the Lodge and politicians should spend more time in Canberra.

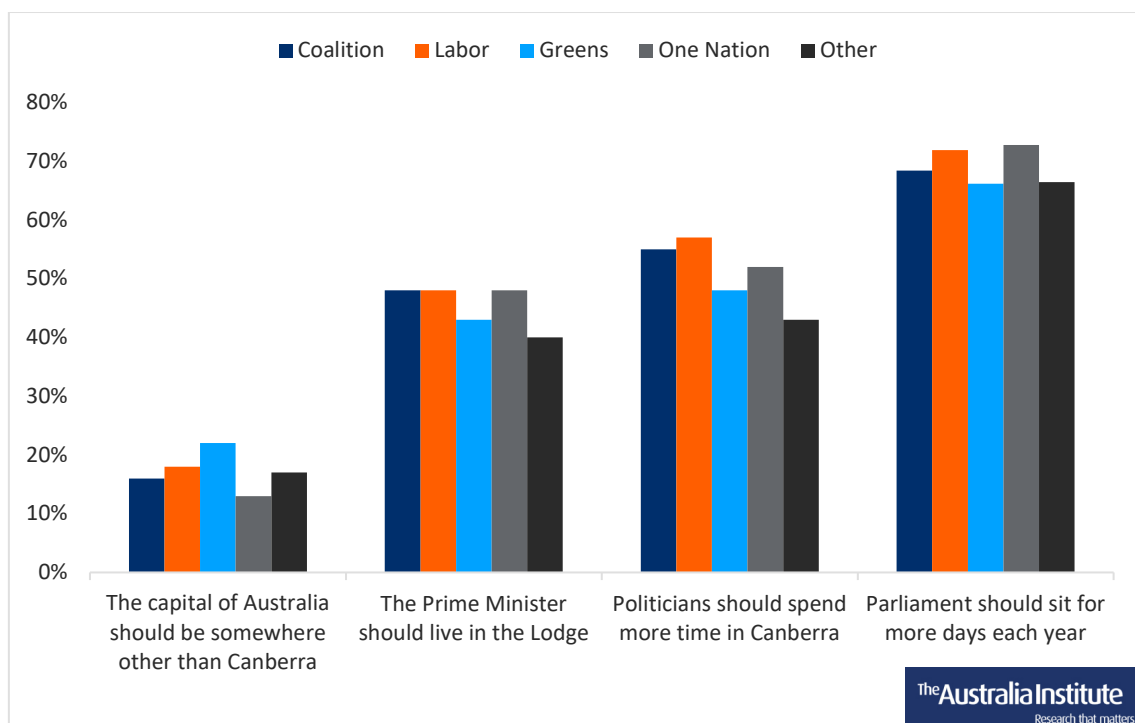
- When asked if the capital of Australia should be somewhere other than Canberra, two in three Australians (65%) disagree. Only 17% agree.
- Almost half of Australians (47%) agree that the Prime Minister should live in the Lodge. Only 19% disagree.
- Half of Australians (54%) agree that politicians should spend more time in Canberra. Only 21% disagree.
- Seven in 10 (69%) agree that Parliament should sit for more days each year.

Figure 1: Politicians and Canberra



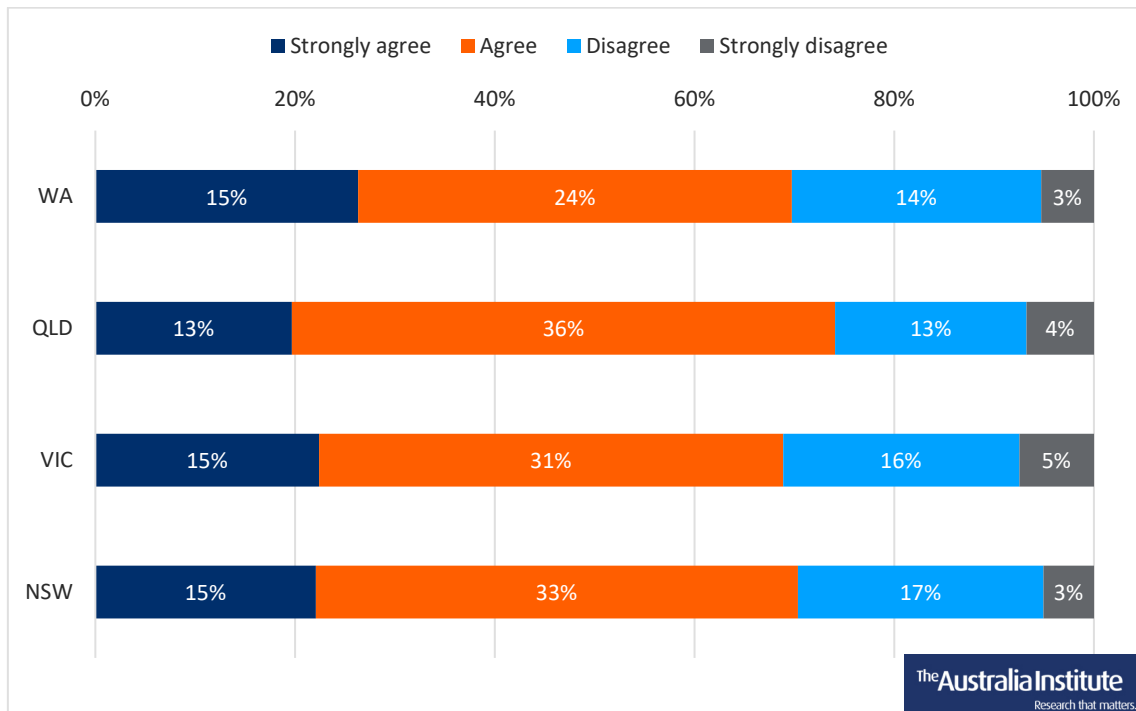
- Coalition and Labor voters gave similar responses:
 - Two in three major party voters (71% and 64% respectively) disagreeing that Canberra should not be the capital
 - Half of Coalition and Labor voters (both 48%) agree that the Prime Minister should live in the Lodge
 - Over half of Coalition and Labor voters (55% and 57% respectively) agree that politicians should spend more time in Canberra.
 - Seven in 10 Coalition and Labor voters (68% and 72% respectively) agree that Parliament should sit for more days each year.
- Greens and Independent/Other voters were more likely than other voting attentions to support the non-Canberra option: to agree that Canberra should not be the capital, and to disagree that the Prime Minister should live in the Lodge and that politicians should spend more time in Canberra.
 - However, Greens and Independent/Other voters were still more likely to support the Canberra option than the non-Canberra option.

Figure 2: Politicians and Canberra, by voting intention



- Across Australia people broadly agree that the Prime Minister should live in the Lodge.
 - Between 39% and 49% of Australian’s living in Western Australia, Queensland, Victoria and New South Wales agree. While only between 17% and 21% of Australian’s living in these states disagree.
 - Half of Australian’s in Queensland agree that the Prime Minister should live in the lodge, with 36% saying they strongly agree.
 - Fewer people in Western Australia agree (39%) and only 24% strongly agree.

Figure 3: Should the Prime Minister Live in the Lodge



Method

The Australia Institute conducted a national survey of 1,434 people between 9 and 22 February 2021. The survey was conducted online through Dynata with nationally representative samples by gender, age and state and territory.

The margin of error (95% confidence level) for the national results is 2.6%.

Results are shown only for larger states.

Voting crosstabs show voting intentions for the lower house. Those who were undecided were asked which way they were leaning; these leanings are included in voting intention crosstabs, but results are also shown separately for undecideds. “Coalition” includes separate responses for Liberal and National. “Other” includes Centre Alliance, Jacqui Lambie Network and Independent/Other.

DETAILED RESULTS

To what extent do you agree or disagree with the following statements about Canberra?

The capital of Australia should be somewhere other than Canberra

	<i>Total</i>	<i>Male</i>	<i>Female</i>	<i>NSW</i>	<i>VIC</i>	<i>QLD</i>	<i>WA</i>
Strongly agree	7%	9%	5%	7%	9%	8%	6%
Agree	10%	11%	9%	10%	11%	10%	11%
Disagree	38%	37%	40%	42%	40%	36%	36%
Strongly disagree	26%	28%	25%	26%	23%	28%	24%
Don't know / Not sure	18%	15%	21%	15%	17%	19%	23%

	<i>Total</i>	<i>Coalition</i>	<i>Labor</i>	<i>Greens</i>	<i>One Nation</i>	<i>Other</i>
Strongly agree	7%	7%	7%	11%	8%	5%
Agree	10%	9%	11%	12%	5%	12%
Disagree	38%	39%	41%	35%	45%	28%
Strongly disagree	26%	32%	23%	22%	26%	21%
Don't know / Not sure	18%	12%	19%	22%	16%	34%

The Prime Minister should live in the Lodge

	<i>Total</i>	<i>Male</i>	<i>Female</i>	<i>NSW</i>	<i>VIC</i>	<i>QLD</i>	<i>WA</i>
Strongly agree	15%	19%	11%	15%	15%	13%	15%
Agree	32%	37%	28%	33%	31%	36%	24%
Disagree	15%	13%	17%	17%	16%	13%	14%
Strongly disagree	4%	4%	4%	3%	5%	4%	3%
Don't know / Not sure	34%	27%	41%	33%	34%	34%	45%

	<i>Total</i>	<i>Coalition</i>	<i>Labor</i>	<i>Greens</i>	<i>One Nation</i>	<i>Other</i>
Strongly agree	15%	15%	15%	15%	19%	13%
Agree	32%	33%	34%	28%	29%	28%
Disagree	15%	16%	13%	15%	17%	11%
Strongly disagree	4%	5%	3%	5%	5%	5%
Don't know / Not sure	34%	31%	36%	37%	30%	43%

Politicians should spend more time in Canberra

	<i>Total</i>	<i>Male</i>	<i>Female</i>	<i>NSW</i>	<i>VIC</i>	<i>QLD</i>	<i>WA</i>
Strongly agree	19%	23%	14%	20%	20%	16%	12%
Agree	35%	38%	32%	39%	35%	35%	28%
Disagree	17%	15%	19%	16%	17%	16%	20%
Strongly disagree	4%	4%	3%	3%	5%	3%	5%
Don't know / Not sure	26%	20%	32%	23%	23%	29%	35%

	<i>Total</i>	<i>Coalition</i>	<i>Labor</i>	<i>Greens</i>	<i>One Nation</i>	<i>Other</i>
Strongly agree	19%	18%	21%	15%	22%	14%
Agree	35%	38%	36%	33%	30%	29%
Disagree	17%	19%	15%	21%	16%	12%
Strongly disagree	4%	3%	4%	3%	6%	3%
Don't know / Not sure	26%	23%	24%	28%	26%	42%

Parliament should sit for more days each year

	<i>Total</i>	<i>Male</i>	<i>Female</i>	<i>NSW</i>	<i>VIC</i>	<i>QLD</i>	<i>WA</i>
Strongly agree	29%	35%	23%	29%	32%	27%	20%
Agree	41%	41%	40%	42%	38%	44%	36%
Disagree	8%	8%	9%	9%	7%	8%	12%
Strongly disagree	2%	3%	2%	2%	3%	3%	3%
Don't know / Not sure	20%	13%	26%	18%	20%	19%	29%

	<i>Total</i>	<i>Coalition</i>	<i>Labor</i>	<i>Greens</i>	<i>One Nation</i>	<i>Other</i>
Strongly agree	29%	25%	31%	27%	35%	32%
Agree	41%	43%	40%	39%	38%	35%
Disagree	8%	11%	7%	8%	1%	6%
Strongly disagree	2%	3%	2%	2%	5%	1%
Don't know / Not sure	20%	18%	19%	23%	21%	27%