

Polling - Electric buses in Victoria

May 2022

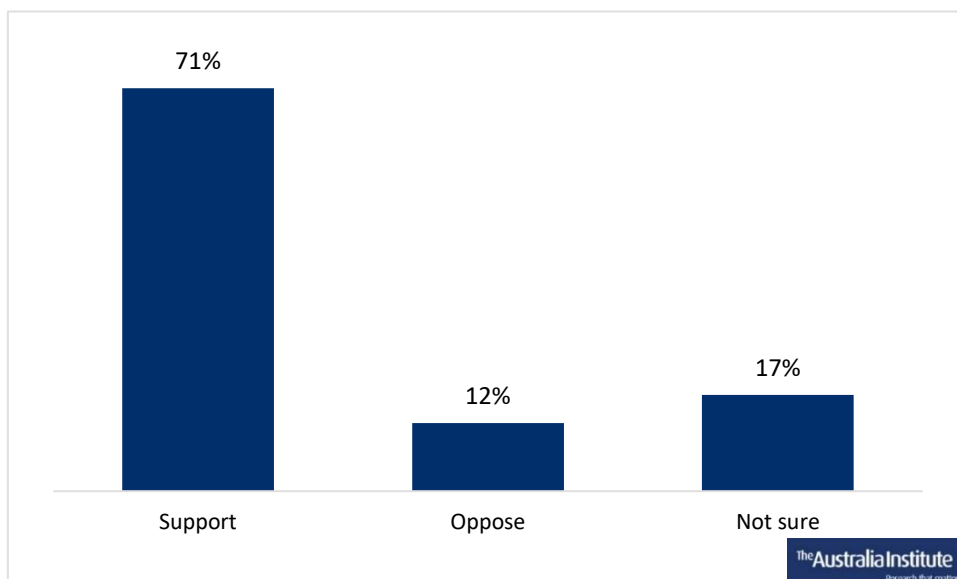
Key results

The Australia Institute surveyed a representative sample of 600 Victorians about their support for electric bus policies. The New South Wales Government has a 100% zero emissions bus fleet target by 2030. While the Victorian Government does not have a fleet target, it has committed to 100% electric bus purchases from 2025.

The results show that:

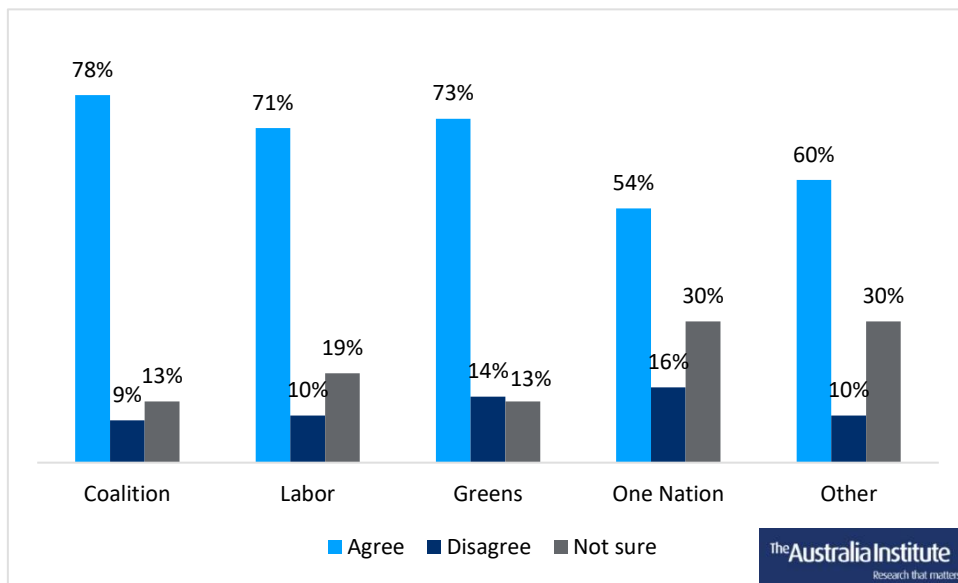
- Seven in ten Victorians (71%) support the Victorian Government matching the New South Wales Government's target of a 100% zero emissions bus fleet by 2030.
 - Only one in ten Victorians (12%) oppose the Victorian Government matching the New South Wales Government's target of a 100% zero emissions bus fleet by 2030.

Figure 1: Overall support for the Victorian Government adopting a 100% zero emission bus fleet by 2030 target



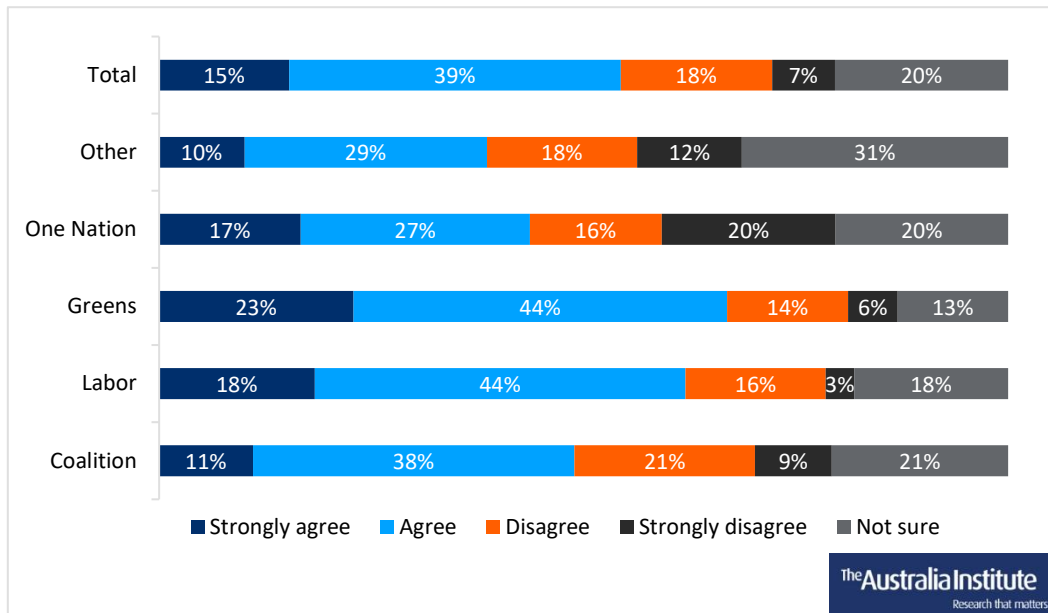
- Seven in ten Victorians (71%) support the procurement of Australian manufactured buses even if they cost more than buses manufactured overseas.
 - Coalition supporters are the most likely group (78%) across all voting intentions to support Australian manufactured buses even if they cost more than buses manufactured overseas.
 - Support for Australian manufactured buses even if they cost more than buses manufactured overseas is strong across all voting intentions: Coalition (78%), Labor (71%), Greens (73%), One Nation (54%) and Independent/Others (60%).

Figure 2: Support for Australian manufactured buses, by voting intention



- Twice as many respondents agree (54%) than disagree (25%) that to decarbonise the transport sector, governments need to promote a shift from private cars to public transport use.
 - Support for promoting a shift from private cars to public transport use is strong across most voting intentions: Greens (67%), Labor (62%), Coalition (49%), One Nation (44%) and Independent/Others (39%).

Figure 3: Support for promoting a shift from private cars to public transport use, by voting intention



Method

Between 22 February and 25 February 2022, The Australia Institute surveyed 600 adults living in Victoria, online through Dynata’s panel, with representative samples by gender and age group.

Voting crosstabs show voting intentions for the House of Representatives. Those who were undecided were asked which way they were leaning; these leanings are included in voting intention crosstabs.

The research is compliant with the [Australian Polling Council Quality Mark standards](#). The long methodology disclosure statement follows.

Long disclosure statement

The results were weighted by two variables (gender, age group) based on Australian Bureau of Statistics [“National, state and territory population”](#) data, using the raking method. This resulted in an effective sample size of 596.

The margin of error (95% confidence level) for the results is 4%.

Voting intention questions appeared just after the initial demographic questions, before policy questions. Respondents who answered “Don’t know / Not sure” for voting intention were then asked a leaning question; these leanings are included in voting intention crosstabs. “Coalition” includes separate responses for Liberal and National. “Other” refers to Independent/Other.



**Australian
Polling Council
Quality Mark**

Detailed results

No preceding questions in the poll are expected to have influenced the results of the questions published here. The order of responses (other than “Don’t know/Not sure”) was randomised for each respondent.

Do you support or oppose the Victorian Government matching the New South Wales Government’s target of a 100% zero emissions bus fleet by 2030?

	<i>Total</i>	<i>Male</i>	<i>Female</i>	<i>18-29</i>	<i>30-39</i>	<i>40-49</i>	<i>50-59</i>	<i>60+</i>
Strongly support	35%	31%	38%	40%	33%	32%	36%	33%
Support	37%	40%	34%	37%	38%	37%	35%	36%
Oppose	8%	9%	7%	7%	10%	6%	5%	10%
Strongly oppose	4%	6%	2%	1%	2%	5%	7%	6%
Don’t know / Not sure	17%	14%	19%	16%	17%	20%	17%	16%

	<i>Total</i>	<i>Coalition</i>	<i>Labor</i>	<i>Greens</i>	<i>One Nation</i>	<i>Other</i>
Strongly support	35%	27%	42%	50%	9%	27%
Support	37%	39%	40%	29%	22%	32%
Oppose	8%	12%	4%	3%	17%	9%
Strongly oppose	4%	6%	1%	1%	22%	6%
Don’t know / Not sure	17%	16%	12%	17%	31%	27%

The Victorian Government plans to purchase only zero emissions public buses from 2025. To what extent do you agree with the following statement? *"The Victorian Government should prioritise procurement of Australian manufactured buses even if they cost more than buses manufactured overseas."*

	<i>Total</i>	<i>Male</i>	<i>Female</i>	<i>18-29</i>	<i>30-39</i>	<i>40-49</i>	<i>50-59</i>	<i>60+</i>
Strongly support	30%	30%	30%	27%	25%	30%	25%	39%
Support	41%	42%	41%	43%	45%	37%	40%	41%
Oppose	6%	7%	6%	11%	7%	5%	2%	5%
Strongly oppose	4%	4%	3%	3%	6%	7%	2%	2%
Don’t know / Not sure	19%	17%	20%	17%	17%	21%	31%	13%

	<i>Total</i>	<i>Coalition</i>	<i>Labor</i>	<i>Greens</i>	<i>One Nation</i>	<i>Other</i>
Strongly support	30%	27%	30%	35%	33%	31%
Support	41%	51%	41%	38%	21%	29%

Oppose	6%	4%	6%	14%	11%	4%
Strongly oppose	4%	4%	3%	0%	5%	6%
Don't know / Not sure	19%	13%	19%	13%	30%	30%

To what extent do you agree with the following statement? *“To decarbonise the transport sector, Governments need to promote a shift from private cars to public transport use.”*

	Total	Male	Female	18-29	30-39	40-49	50-59	60+
Strongly support	15%	14%	17%	17%	17%	15%	16%	13%
Support	39%	41%	37%	51%	38%	43%	29%	34%
Oppose	18%	18%	18%	17%	18%	16%	15%	22%
Strongly oppose	7%	10%	5%	4%	7%	10%	7%	9%
Don't know / Not sure	20%	17%	24%	11%	21%	17%	32%	23%

	Total	Coalition	Labor	Greens	One Nation	Other
Strongly support	15%	11%	18%	23%	17%	10%
Support	39%	38%	44%	44%	27%	29%
Oppose	18%	21%	16%	14%	16%	18%
Strongly oppose	7%	9%	3%	6%	20%	12%
Don't know / Not sure	20%	21%	18%	13%	20%	31%