

Exit Poll - Coalition strengths and weakness in the election

May 2022

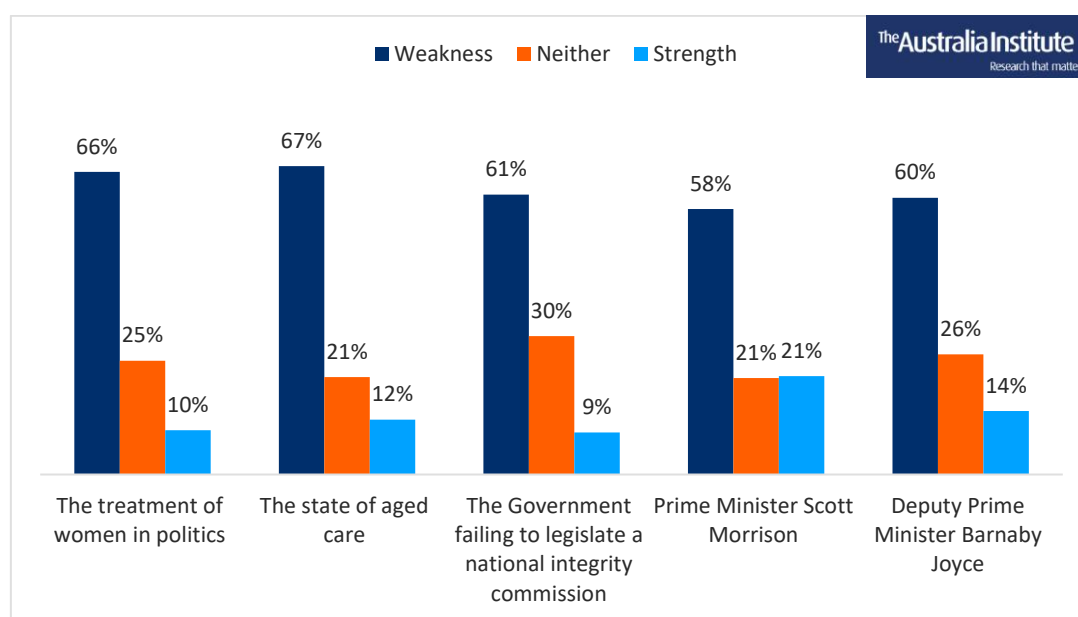
Key results

The Australia Institute conducted a special exit poll, surveying a nationally representative sample of 1,404 Australians from 6pm Saturday May 21, about strengths and weaknesses of Liberal-National Coalition in the 2022 federal election.

The results show that

- Australians think that the state of aged care, the treatment of women in politics and the government failing to legislate a national integrity commission were the top three weaknesses for the Coalition in the federal election.
- Two in three Australians think that the state of aged care (67%) and the treatment of women (66%) in politics were weaknesses for the Coalition in the federal election.
- Three in five (61%) Australians think that the government failing to legislate a national integrity commission was a weakness for the Coalition.

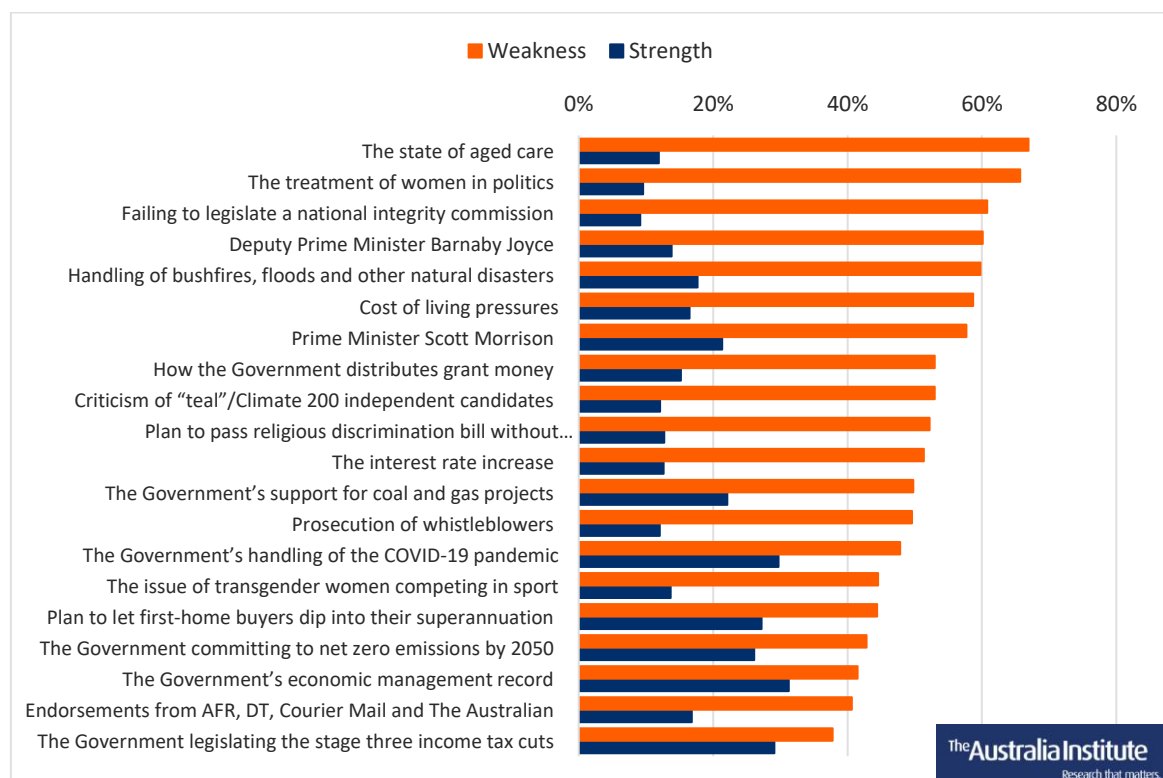
Figure 1: Key strengths and weaknesses for the Coalition in the federal election



Respondents were provided with a list of 20 options and asked which they think were strengths, weaknesses or neither for the Liberal-National Coalition in the federal election.

- More Australians think the issues were weaknesses than thought they were strengths for the Coalition in the federal election.
- Two in three Australians think that the state of aged care (67%) and the treatment of women in politics (66%) were weaknesses for the Coalition in the election.
 - 10-12% of Australians think the state of aged care and the treatment of women in politics were a strength for the Coalition.
- Three in five Australians think that failing to legislate a national integrity commission (61%), the handling of bushfires, floods and other natural disasters (60%), and Deputy Prime Minister Barnaby Joyce (60%) were weaknesses for the Coalition in the election.

Figure 2: Strengths and weaknesses for the Coalition in the federal election

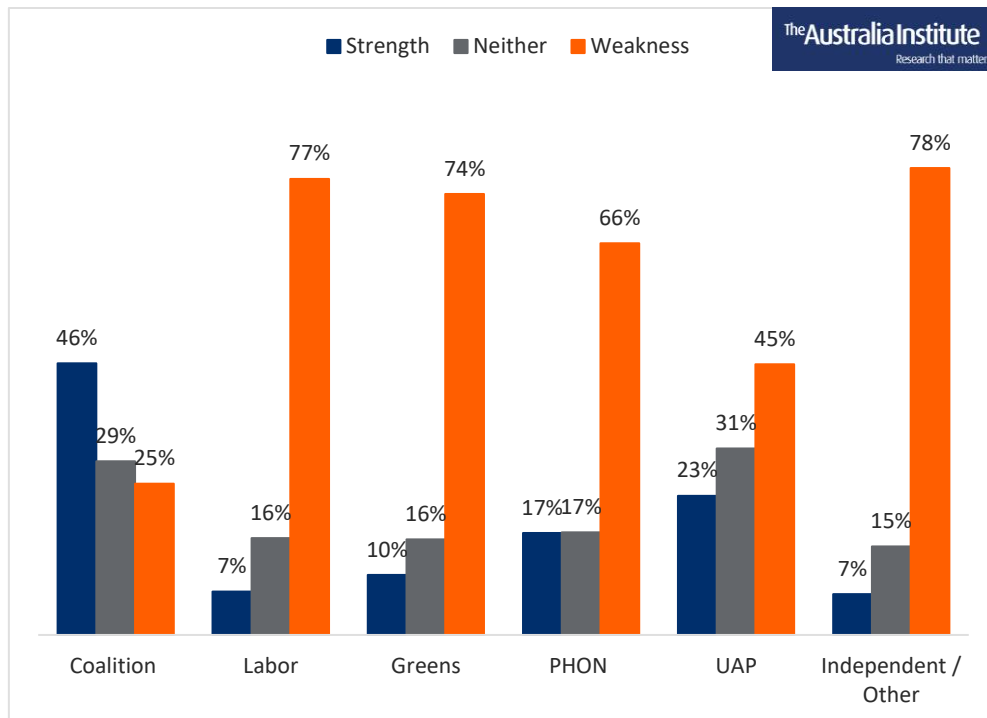


Note: The wording of the options has been shortened in this graph, the for the full wording see detailed results below.

Respondents were asked whether they think Prime Minister Scott Morrison and Deputy Prime Minister Barnaby Joyce were a strength or weakness for the Liberal-National Coalition in the federal election.

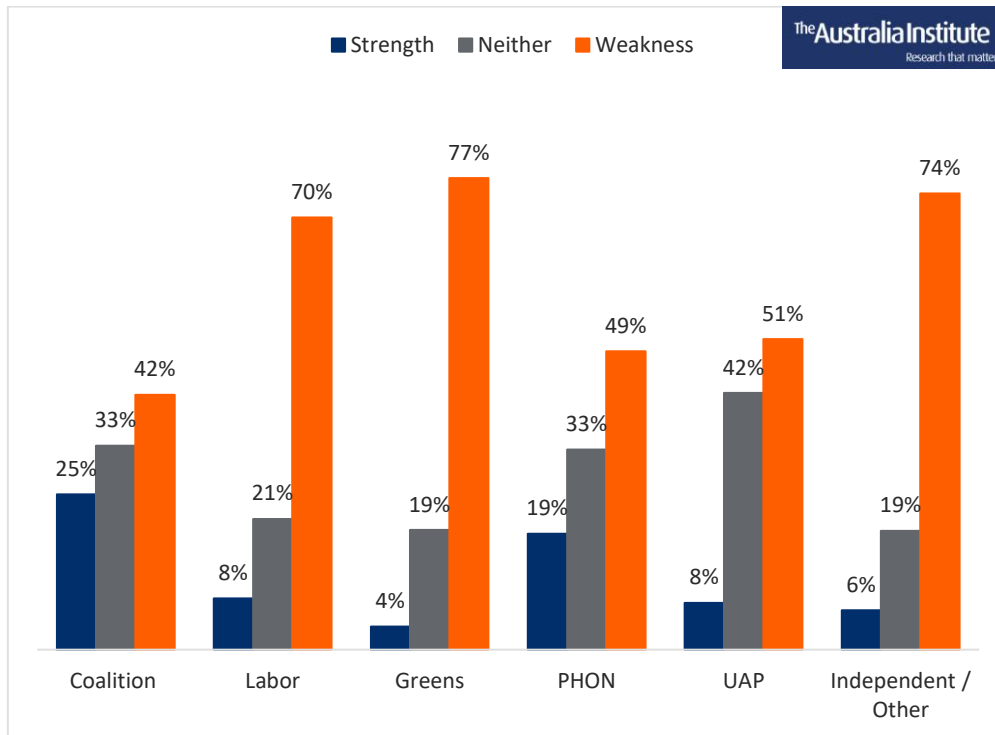
- Independent/Other voters (78%) were the most likely to think Prime Minister Scott Morrison was a weakness for the Coalition in the election, followed by Labor voters (77%) and Greens voters (74%).
 - 7% of Independent/Other voters and Labor voters think Prime Minister Scott Morrison was a strength.
- 46% of Coalition voters think that Prime Minister Scott Morrison was a strength for the Coalition, while 25% of Coalition voters think he was a weakness.

Figure 3: Prime Minister Scott Morrison



- Two in five (42%) Coalition voters think Deputy Prime Minister Barnaby Joyce was a weakness for the Coalition in the federal election.
 - 25% think he was a strength for the Coalition.
- Between 70-77% of Greens, Independent/Other and Labor voters think that Deputy Prime Minister Barnaby Joyce was a weakness for the Coalition in the federal election.

Figure 4: Deputy Prime Minister Barnaby Joyce



Method

Between 21 May and 25 May 2022, The Australia Institute surveyed 1,404 adults living in Australia, online through Dynata's panel, with nationally representative samples by gender, age group and state/territory. The poll was launched on the 21 May after voting booths in Australia closed at 6pm.

Voting crosstabs show voting decisions for the House of Representatives in the 2022 federal election.

The research is compliant with the [Australian Polling Council Quality Mark standards](#). The long methodology disclosure statement follows.

Long disclosure statement

The results were weighted by three variables (gender, age group and state or territory) based on Australian Bureau of Statistics "[National, state and territory population](#)" data, using the raking method. This resulted in an effective sample size of 1370.

The margin of error (95% confidence level) for the national results is 3%.

Results are shown only for larger states.

Voting intention questions appeared just after the initial demographic questions, before policy questions. Respondents who answered "Don't know / Not sure" for voting intention were then asked a leaning question; these leanings are included in voting intention crosstabs. "Coalition" includes separate responses for Liberal and National. "Other" refers to Independent/Other, and minor parties in cases where they were included in the voting intention but represent too small a sample to be reported separately in the crosstabs.



Detailed results

No preceding questions in the poll are expected to have influenced the results of the questions published here.

Thinking about the federal election, which of the following do you think were strengths for the Liberal–National Coalition (the Government) and which were weaknesses?

The interest rate increase

	<i>Total</i>	Male	Female	NSW	VIC	QLD	WA
Weakness	51%	49%	53%	48%	55%	53%	48%
Neither	36%	39%	34%	38%	33%	35%	38%
Strength	13%	12%	13%	14%	12%	12%	14%

	<i>Total</i>	Coalition	Labor	Greens	PHON	Other
Weakness	51%	34%	61%	67%	49%	59%
Neither	36%	46%	29%	30%	45%	35%
Strength	13%	20%	11%	4%	6%	6%

Cost of living pressures

	<i>Total</i>	Male	Female	NSW	VIC	QLD	WA
Weakness	59%	57%	61%	60%	56%	58%	61%
Neither	25%	29%	21%	22%	26%	24%	28%
Strength	16%	15%	18%	18%	18%	17%	11%

	<i>Total</i>	Coalition	Labor	Greens	PHON	Other
Weakness	59%	39%	71%	68%	65%	64%
Neither	25%	33%	18%	25%	20%	23%
Strength	16%	28%	11%	7%	15%	14%

The Government committing to net zero emissions by 2050

	<i>Total</i>	Male	Female	NSW	VIC	QLD	WA
Weakness	43%	45%	41%	42%	44%	43%	42%
Neither	31%	30%	32%	31%	31%	32%	30%
Strength	26%	25%	27%	27%	25%	26%	28%

	Total	Coalition	Labor	Greens	PHON	Other
Weakness	43%	30%	49%	55%	51%	47%
Neither	31%	33%	30%	23%	35%	35%
Strength	26%	37%	21%	22%	14%	18%

The Government failing to legislate a national integrity commission

	Total	Male	Female	NSW	VIC	QLD	WA
Weakness	61%	60%	61%	62%	62%	61%	54%
Neither	30%	28%	32%	27%	29%	31%	36%
Strength	9%	12%	7%	11%	9%	8%	10%

	Total	Coalition	Labor	Greens	PHON	Other
Weakness	61%	44%	69%	76%	63%	71%
Neither	30%	42%	24%	19%	30%	27%
Strength	9%	14%	7%	5%	8%	2%

The Government planning to pass the religious discrimination bill without a timeline to introduce protections for LGBTIQA students

	Total	Male	Female	NSW	VIC	QLD	WA
Weakness	52%	54%	50%	51%	57%	52%	47%
Neither	35%	32%	38%	34%	32%	37%	43%
Strength	13%	13%	12%	16%	11%	11%	10%

	Total	Coalition	Labor	Greens	PHON	Other
Weakness	52%	38%	61%	67%	44%	54%
Neither	35%	46%	29%	18%	35%	42%
Strength	13%	17%	10%	15%	21%	5%

The state of aged care

	Total	Male	Female	NSW	VIC	QLD	WA
Weakness	67%	65%	69%	64%	63%	72%	73%
Neither	21%	23%	20%	23%	22%	20%	16%
Strength	12%	12%	12%	13%	15%	8%	11%

	Total	Coalition	Labor	Greens	PHON	Other
Weakness	67%	52%	75%	82%	69%	71%
Neither	21%	28%	16%	15%	16%	24%
Strength	12%	20%	9%	4%	15%	5%

The Government legislating the stage three income tax cuts

	Total	Male	Female	NSW	VIC	QLD	WA
Weakness	38%	36%	39%	36%	39%	42%	37%
Neither	33%	33%	33%	33%	33%	32%	31%
Strength	29%	31%	28%	31%	29%	27%	31%

	Total	Coalition	Labor	Greens	PHON	Other
Weakness	38%	21%	47%	58%	34%	39%
Neither	33%	30%	35%	29%	39%	42%
Strength	29%	50%	19%	13%	26%	19%

The issue of transgender women competing in sport

	Total	Male	Female	NSW	VIC	QLD	WA
Weakness	45%	45%	44%	43%	47%	45%	42%
Neither	42%	41%	42%	40%	41%	41%	48%
Strength	14%	14%	13%	17%	11%	14%	10%

	Total	Coalition	Labor	Greens	PHON	Other
Weakness	45%	28%	53%	62%	53%	43%
Neither	42%	53%	37%	29%	32%	46%
Strength	14%	19%	10%	10%	16%	12%

The Government's support for coal and gas projects

	Total	Male	Female	NSW	VIC	QLD	WA
Weakness	50%	50%	49%	49%	48%	53%	46%
Neither	28%	25%	31%	25%	33%	23%	33%
Strength	22%	25%	20%	26%	19%	24%	21%

	Total	Coalition	Labor	Greens	PHON	Other
Weakness	50%	29%	59%	76%	41%	56%

Neither	28%	34%	25%	17%	27%	31%
Strength	22%	36%	15%	7%	32%	12%

The Government's handling of the COVID-19 pandemic

	Total	Male	Female	NSW	VIC	QLD	WA
Weakness	48%	47%	48%	44%	52%	49%	48%
Neither	22%	23%	22%	22%	24%	21%	19%
Strength	30%	30%	30%	34%	24%	30%	33%

	Total	Coalition	Labor	Greens	PHON	Other
Weakness	48%	22%	61%	67%	60%	57%
Neither	22%	21%	22%	21%	24%	28%
Strength	30%	57%	16%	12%	16%	16%

The Government's handling of bushfires, floods and other natural disasters

	Total	Male	Female	NSW	VIC	QLD	WA
Weakness	60%	62%	58%	55%	62%	61%	60%
Neither	23%	22%	23%	22%	23%	21%	31%
Strength	18%	16%	19%	23%	15%	18%	9%

	Total	Coalition	Labor	Greens	PHON	Other
Weakness	60%	39%	70%	75%	58%	72%
Neither	23%	30%	19%	13%	26%	22%
Strength	18%	31%	11%	13%	15%	6%

How the Government distributes grant money

	Total	Male	Female	NSW	VIC	QLD	WA
Weakness	53%	54%	51%	51%	51%	57%	52%
Neither	32%	30%	34%	32%	33%	27%	39%
Strength	15%	16%	15%	17%	16%	16%	9%

	Total	Coalition	Labor	Greens	PHON	Other
Weakness	53%	33%	64%	65%	56%	69%
Neither	32%	39%	28%	29%	27%	24%
Strength	15%	27%	9%	6%	17%	7%

Prosecution of whistleblowers

	<i>Total</i>	<i>Male</i>	<i>Female</i>	<i>NSW</i>	<i>VIC</i>	<i>QLD</i>	<i>WA</i>
Weakness	50%	50%	49%	48%	50%	53%	47%
Neither	38%	36%	41%	36%	38%	39%	44%
Strength	12%	13%	11%	15%	12%	8%	10%

	<i>Total</i>	<i>Coalition</i>	<i>Labor</i>	<i>Greens</i>	<i>PHON</i>	<i>Other</i>
Weakness	50%	31%	57%	68%	48%	57%
Neither	38%	50%	33%	27%	42%	40%
Strength	12%	19%	10%	5%	10%	4%

Criticism of “teal”/Climate 200 independent candidates

	<i>Total</i>	<i>Male</i>	<i>Female</i>	<i>NSW</i>	<i>VIC</i>	<i>QLD</i>	<i>WA</i>
Weakness	53%	53%	53%	50%	56%	54%	55%
Neither	35%	33%	37%	35%	32%	34%	36%
Strength	12%	14%	10%	15%	12%	12%	9%

	<i>Total</i>	<i>Coalition</i>	<i>Labor</i>	<i>Greens</i>	<i>PHON</i>	<i>Other</i>
Weakness	53%	35%	63%	71%	39%	61%
Neither	35%	42%	31%	24%	53%	36%
Strength	12%	23%	6%	5%	8%	4%

The endorsements from the Australian Financial Review, Daily Telegraph, Courier Mail and The Australian

	<i>Total</i>	<i>Male</i>	<i>Female</i>	<i>NSW</i>	<i>VIC</i>	<i>QLD</i>	<i>WA</i>
Weakness	41%	41%	40%	37%	40%	48%	39%
Neither	43%	39%	46%	45%	40%	39%	47%
Strength	17%	20%	14%	18%	20%	13%	14%

	<i>Total</i>	<i>Coalition</i>	<i>Labor</i>	<i>Greens</i>	<i>PHON</i>	<i>Other</i>
Weakness	41%	22%	50%	60%	39%	43%
Neither	43%	49%	39%	33%	49%	47%
Strength	17%	29%	12%	7%	12%	10%

The treatment of women in politics

	<i>Total</i>	<i>Male</i>	<i>Female</i>	<i>NSW</i>	<i>VIC</i>	<i>QLD</i>	<i>WA</i>
Weakness	66%	66%	65%	64%	66%	66%	67%
Neither	25%	24%	25%	26%	25%	25%	25%
Strength	10%	10%	9%	10%	9%	9%	8%

	<i>Total</i>	<i>Coalition</i>	<i>Labor</i>	<i>Greens</i>	<i>PHON</i>	<i>Other</i>
Weakness	66%	45%	77%	86%	57%	71%
Neither	25%	37%	17%	10%	28%	27%
Strength	10%	17%	6%	4%	15%	2%

The Government's plan to let first-home buyers dip into their superannuation

	<i>Total</i>	<i>Male</i>	<i>Female</i>	<i>NSW</i>	<i>VIC</i>	<i>QLD</i>	<i>WA</i>
Weakness	44%	44%	45%	43%	44%	46%	48%
Neither	28%	30%	27%	28%	29%	24%	32%
Strength	27%	26%	28%	28%	27%	30%	20%

	<i>Total</i>	<i>Coalition</i>	<i>Labor</i>	<i>Greens</i>	<i>PHON</i>	<i>Other</i>
Weakness	44%	25%	55%	61%	42%	49%
Neither	28%	27%	28%	24%	33%	40%
Strength	27%	47%	16%	15%	26%	11%

The Government's economic management record

	<i>Total</i>	<i>Male</i>	<i>Female</i>	<i>NSW</i>	<i>VIC</i>	<i>QLD</i>	<i>WA</i>
Weakness	42%	39%	44%	38%	41%	44%	45%
Neither	27%	26%	28%	27%	30%	24%	26%
Strength	31%	35%	28%	34%	29%	32%	29%

	<i>Total</i>	<i>Coalition</i>	<i>Labor</i>	<i>Greens</i>	<i>PHON</i>	<i>Other</i>
Weakness	42%	19%	53%	60%	48%	45%
Neither	27%	20%	30%	33%	27%	33%
Strength	31%	61%	17%	7%	25%	22%

Prime Minister Scott Morrison

	<i>Total</i>	<i>Male</i>	<i>Female</i>	<i>NSW</i>	<i>VIC</i>	<i>QLD</i>	<i>WA</i>
Weakness	58%	56%	59%	56%	61%	58%	59%
Neither	21%	22%	20%	22%	20%	21%	19%
Strength	21%	22%	21%	23%	20%	21%	22%

	<i>Total</i>	<i>Coalition</i>	<i>Labor</i>	<i>Greens</i>	<i>PHON</i>	<i>Other</i>
Weakness	58%	25%	77%	74%	66%	78%
Neither	21%	29%	16%	16%	17%	15%
Strength	21%	46%	7%	10%	17%	7%

Deputy Prime Minister Barnaby Joyce

	<i>Total</i>	<i>Male</i>	<i>Female</i>	<i>NSW</i>	<i>VIC</i>	<i>QLD</i>	<i>WA</i>
Weakness	60%	59%	62%	56%	60%	63%	62%
Neither	26%	25%	27%	27%	26%	26%	23%
Strength	14%	16%	12%	17%	14%	12%	14%

	<i>Total</i>	<i>Coalition</i>	<i>Labor</i>	<i>Greens</i>	<i>PHON</i>	<i>Other</i>
Weakness	60%	42%	70%	77%	49%	74%
Neither	26%	33%	21%	19%	33%	19%
Strength	14%	25%	8%	4%	19%	6%