

# Polling - Territory rights and voluntary assisted dying

*September 2022*

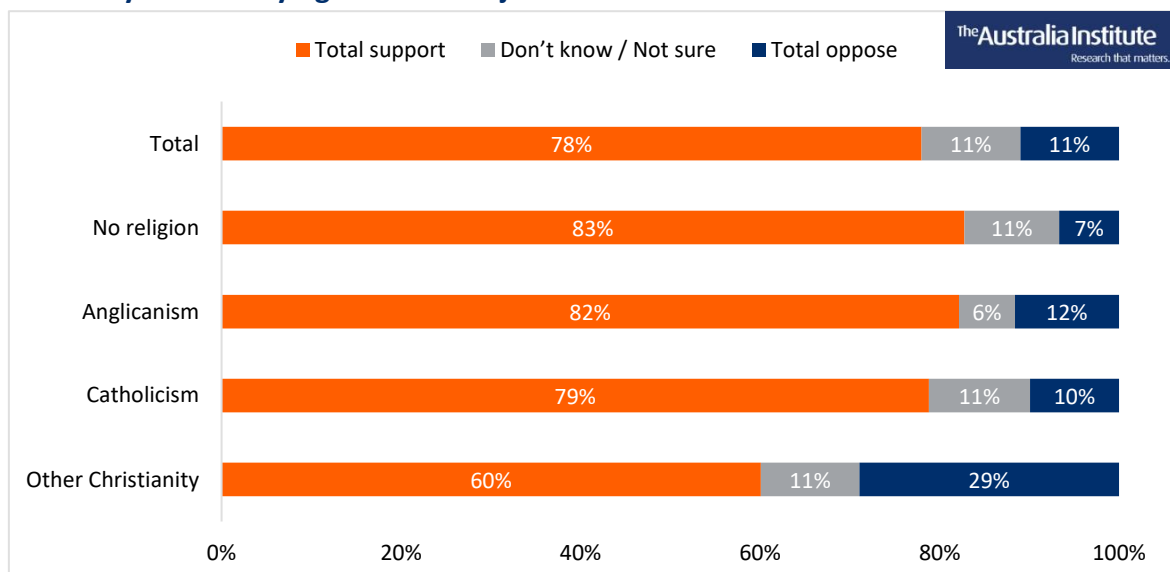
## Key results

The Australia Institute surveyed a representative sample of 1,005 people across Australia about their views on Territory rights and voluntary assisted dying (VAD), also known as voluntary euthanasia.

The results show nationwide high support for VAD and for the Commonwealth allowing the Territory governments to legalise VAD in their jurisdictions.

- Four in five Australians (78%) say VAD should be legal, 10% disagree.
- Four in five Australians (78%) support the Commonwealth allowing the Territory governments to legalise VAD within their jurisdictions, 11% oppose.
- Three in four Coalition voters (73%) support the Commonwealth allowing the Territory governments to legalise VAD within their jurisdictions, 16% oppose.
- Four in five Anglican (82%) and Catholic Australians (79%) support the Commonwealth allowing Territory governments to legalise VAD within their jurisdictions, 12% and 10% oppose respectively.

**Figure 1: Support for the Commonwealth allowing Territory governments to legalise voluntary assisted dying within their jurisdictions**



## Support for legal voluntary assisted dying

Respondents were asked the following question:

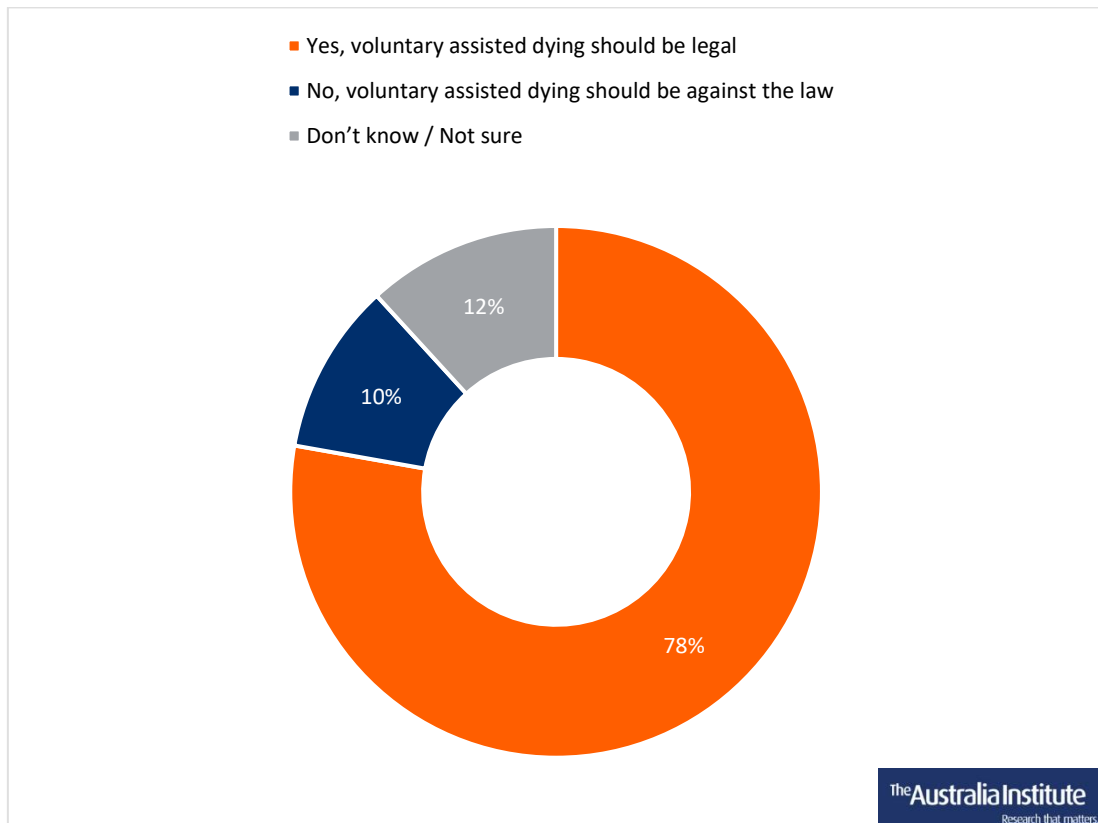
This question is about voluntary euthanasia, also known as voluntary assisted dying.

If someone with a terminal illness who is experiencing unrelievable suffering asks to die, should a doctor be allowed to assist them to die?

The results showed strong support for voluntary assisted dying:

- Four in five (78%) Australians support the legalisation of VAD.
- Only one in 10 (10%) Australians oppose the legalisation of VAD
- More than three quarters of Australians in all age groups support the legalisation of VAD (75–80%).
- In the four largest states, more than three in four Australians support the legalisation of VAD (76–80%).
- For every voting intention, support for legalising VAD ranged from 72–85%.

**Figure 2: Total support for legal voluntary assisted dying**



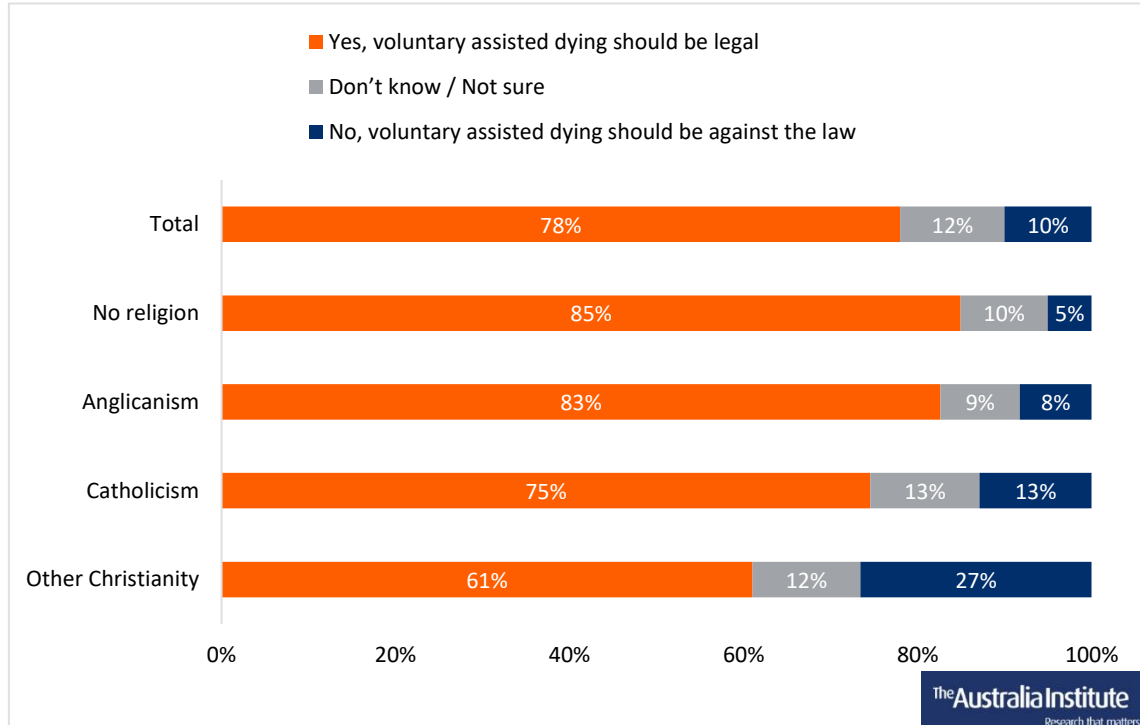
The Australia Institute also surveyed respondents on their religious affiliation. The distribution of religious affiliation among respondents is similar to the distribution for Australia in the most recent Census (2021).

Only religions that recorded above 100 respondents in the poll have been included. The four largest religious affiliations in Australia are no religion, Catholicism, Anglicanism and other Christianity. The sample size for other religious affiliations (Islam, Buddhism, Hinduism, Judaism, other religion and prefer not to say) was too small to report meaningful results.

A majority of voters in all four of the largest religious groups say VAD should be legal.

- Over four in five (83%) Anglican Australians say VAD should be legal, just 8% disagree.
- Three in four (75%) Catholic Australians say VAD should be legal, just 13% disagree.
- Three in five (61%) other Christian Australians say VAD should be legal, 27% disagree.
- Over four in five (85%) non-religious Australians say VAD should be legal, compared to just one in twenty (5%) who say it should be against the law.

**Figure 3: Support for legal voluntary assisted dying, by religious affiliation**



## Support for the Commonwealth allowing Territory governments to legalise voluntary assisted dying within their jurisdictions

Respondents were asked the following question:

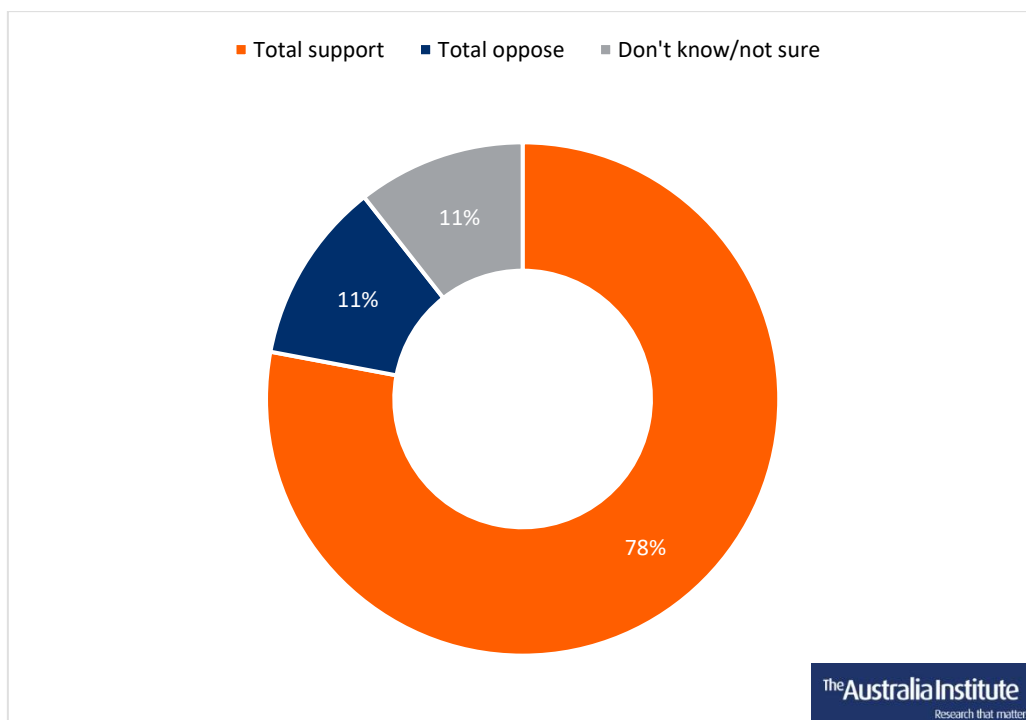
In the past the governments of both the Australian Capital Territory and Northern Territory have attempted to legalise medical provision of voluntary assisted dying to terminally ill people within their jurisdictions. This was blocked by Commonwealth legislation, which banned the Territories from doing so. Voluntary assisted dying is or will soon become legal in all states.

Do you support or oppose the Commonwealth allowing Territory governments to legalise voluntary assisted dying within their jurisdictions?

The results show strong support for the Territories being allowed to legalise VAD within their jurisdictions:

- Over three in four (78%) Australians support the Commonwealth allowing Territory governments to legalise VAD within their jurisdictions, 11% oppose.
- More than three in four (75–81%) Australians across the age groups support the Commonwealth to allow Territory governments to legalise VAD.

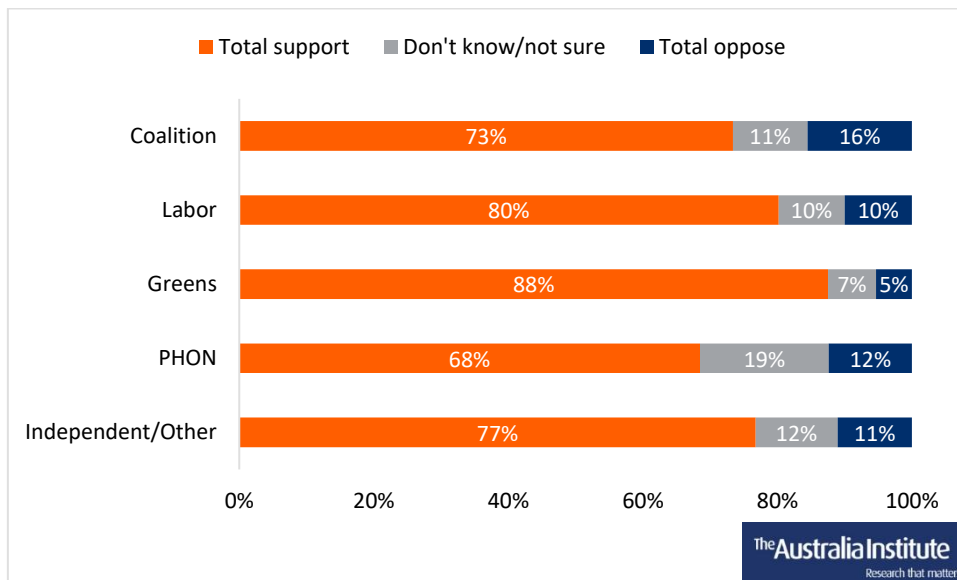
**Figure 4: Total support for Commonwealth allowing Territory governments to legalise voluntary assisted dying**



Across all voting intentions, a majority of Australians are supportive of the Commonwealth allowing Territory governments to legalise VAD within their jurisdictions.

- Almost three in four (73%) Coalition voters support the Commonwealth allowing Territory governments to legalise VAD within their jurisdictions, 16% oppose.
- Four in five (80%) Labor voters support the Commonwealth allowing Territory governments to legalise VAD within their jurisdictions, one in 10 (10%) oppose.
- Almost nine in 10 (88%) Greens voters support the Commonwealth allowing Territory governments to legalise VAD within their jurisdictions, one in twenty (5%) oppose.
- Over two in three (68%) One Nation voters support the Commonwealth allowing Territory governments to legalise VAD within their jurisdictions, 12% oppose.
- More than three in four (77%) Independent/Other voters support the Commonwealth allowing Territory governments to legalise VAD within their jurisdictions, one in 10 (11%) oppose.

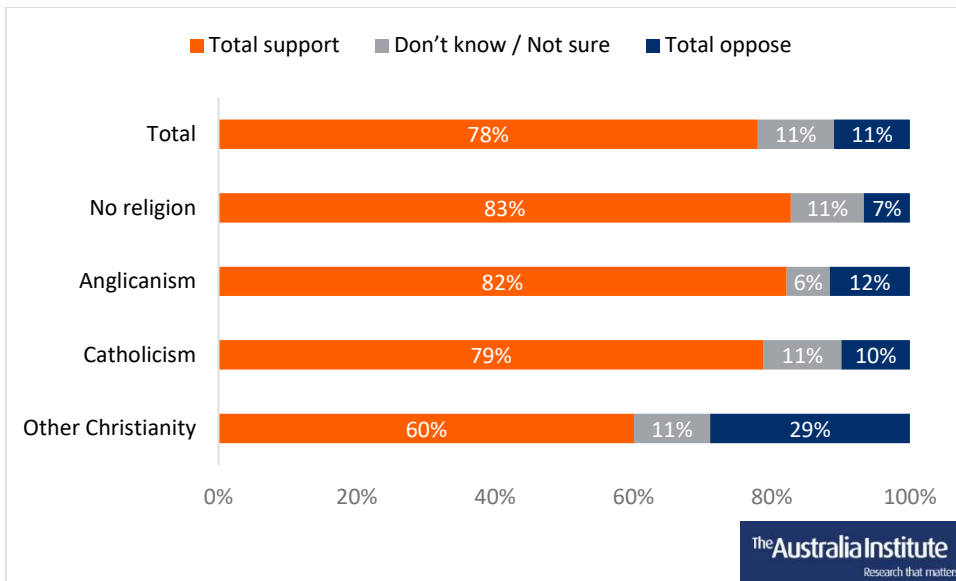
**Figure 5: Support for Commonwealth allowing Territory governments to legalise voluntary assisted dying, by voting intention**



A majority of voters in all four of the largest religious groups are supportive of the Commonwealth allowing Territory governments to legalise VAD within their jurisdictions.

- Four in five (82%) Anglican Australians support the Commonwealth allowing the Territory governments to legalise VAD, and just one in 10 oppose (12%).
- Four in five (79%) Catholic Australians support the Commonwealth allowing the Territory governments to legalise VAD, and just one in 10 oppose (10%).
- Three in five (60%) Other Christian Australians support the Commonwealth allowing Territory governments to legalise VAD within their jurisdictions, less than a third oppose (29%).
- Four in five (83%) non-religious Australians support the Commonwealth allowing Territory governments to legalise VAD within their jurisdictions, and just 7% oppose.

**Figure 6: Support for Commonwealth allowing Territory governments to legalise voluntary assisted dying, by religious affiliation**



## Method

Between 10 and 11 July 2022, The Australia Institute surveyed 1,005 adults living in Australia, online through Dynata’s panel, with nationally representative samples by gender, age group and state/territory.

Voting crosstabs show voting intentions for the House of Representatives. Those who were undecided were asked which way they were leaning; these leanings are included in voting intention crosstabs.

The research is compliant with the [Australian Polling Council Quality Mark standards](#). The long methodology disclosure statement follows.

### Long disclosure statement

The results were weighted by three variables (gender, age group and state or territory) based on Australian Bureau of Statistics [“National, state and territory population”](#) data, using the raking method. This resulted in an effective sample size of 937.

The margin of error (95% confidence level) for the national results is 3%.

Results are shown only for larger states.

Voting intention questions appeared just after the initial demographic questions, before policy questions. Respondents who answered “Don’t know / Not sure” for voting intention were then asked a leaning question; these leanings are included in voting intention crosstabs. “Coalition” includes separate responses for Liberal and National. “Other” refers to Independent/Other, and minor parties in cases where they were included in the voting intention but represent too small a sample to be reported separately in the crosstabs.



**Australian  
Polling Council  
Quality Mark**

## Detailed results

Which of the following best describes your religious affiliation?

- No religion
- Catholicism
- Anglicanism
- Other Christianity
- Islam
- Buddhism
- Hinduism
- Judaism
- Other religion
- Prefer not to say

This question is about voluntary euthanasia, also known as voluntary assisted dying.

If someone with a terminal illness who is experiencing unrelievable suffering asks to die, should a doctor be allowed to assist them to die?

	<i>Total</i>	<i>Male</i>	<i>Female</i>
Yes, voluntary assisted dying should be legal	78%	78%	77%
No, voluntary assisted dying should be against the law	10%	11%	10%
Don't know / Not sure	12%	11%	13%

	<i>Total</i>	<i>NSW</i>	<i>VIC</i>	<i>QLD</i>	<i>WA</i>
Yes, voluntary assisted dying should be legal	78%	76%	80%	80%	79%
No, voluntary assisted dying should be against the law	10%	14%	9%	9%	5%
Don't know / Not sure	12%	10%	11%	11%	16%

	<i>Total</i>	<i>Coalition</i>	<i>Labor</i>	<i>Greens</i>	<i>One Nation</i>	<i>Other</i>
Yes, voluntary assisted dying should be legal	78%	76%	79%	85%	72%	74%
No, voluntary assisted dying should be against the law	10%	13%	9%	7%	7%	13%
Don't know / Not sure	12%	10%	13%	8%	21%	14%



	<i>Total</i>	<i>18-29</i>	<i>30-39</i>	<i>40-49</i>	<i>50-59</i>	<i>60+</i>
<b>Yes, voluntary assisted dying should be legal</b>	78%	80%	80%	75%	77%	77%
<b>No, voluntary assisted dying should be against the law</b>	10%	10%	9%	11%	9%	13%
<b>Don't know / Not sure</b>	12%	11%	11%	14%	15%	10%

	<i>Total</i>	<i>No religion</i>	<i>Catholic</i>	<i>Anglican</i>	<i>Other Christianity</i>
<b>Yes, voluntary assisted dying should be legal</b>	78%	85%	75%	83%	61%
<b>No, voluntary assisted dying should be against the law</b>	10%	5%	13%	8%	27%
<b>Don't know / Not sure</b>	12%	10%	13%	9%	12%

In the past the governments of both the Australian Capital Territory and Northern Territory have attempted to legalise medical provision of voluntary assisted dying to terminally ill people within their jurisdictions. This was blocked by Commonwealth legislation, which banned the Territories from doing so. Voluntary assisted dying is or will soon become legal in all states.

Do you support or oppose the Commonwealth allowing Territory governments to legalise voluntary assisted dying within their jurisdictions?

	<i>Total</i>	<i>Male</i>	<i>Female</i>
<b>Strongly support</b>	48%	49%	47%
<b>Support</b>	30%	31%	29%
<b>Oppose</b>	7%	6%	7%
<b>Strongly oppose</b>	5%	4%	5%
<b>Don't know / Not sure</b>	11%	9%	12%

	<i>Total</i>	<i>NSW</i>	<i>VIC</i>	<i>QLD</i>	<i>WA</i>
<b>Strongly support</b>	48%	45%	48%	54%	51%
<b>Support</b>	30%	34%	30%	26%	27%
<b>Oppose</b>	7%	8%	7%	3%	3%
<b>Strongly oppose</b>	5%	4%	4%	8%	4%
<b>Don't know / Not sure</b>	11%	9%	11%	8%	15%

	<i>Total</i>	<i>Coalition</i>	<i>Labor</i>	<i>Greens</i>	<i>One Nation</i>	<i>Other</i>
<b>Strongly support</b>	48%	45%	52%	54%	36%	46%
<b>Support</b>	30%	29%	29%	34%	33%	30%
<b>Oppose</b>	7%	8%	6%	4%	7%	6%
<b>Strongly oppose</b>	5%	8%	4%	2%	6%	5%
<b>Don't know / Not sure</b>	11%	11%	10%	7%	19%	12%

	<i>Total</i>	<i>18-29</i>	<i>30-39</i>	<i>40-49</i>	<i>50-59</i>	<i>60+</i>
<b>Strongly support</b>	43%	35%	54%	50%	48%	53%
<b>Support</b>	31%	45%	27%	27%	31%	22%
<b>Oppose</b>	7%	8%	6%	5%	5%	8%
<b>Strongly oppose</b>	7%	3%	3%	4%	5%	7%
<b>Don't know / Not sure</b>	13%	9%	10%	14%	11%	9%

	<i>Total</i>	<i>No religion</i>	<i>Catholic</i>	<i>Anglican</i>	<i>Other Christianity</i>
<b>Strongly support</b>	43%	54%	45%	61%	30%
<b>Support</b>	31%	29%	34%	21%	30%
<b>Oppose</b>	7%	5%	6%	6%	12%
<b>Strongly oppose</b>	7%	2%	4%	6%	17%
<b>Don't know / Not sure</b>	13%	11%	11%	6%	11%