

Polling - Parliamentary prayers

November 2022

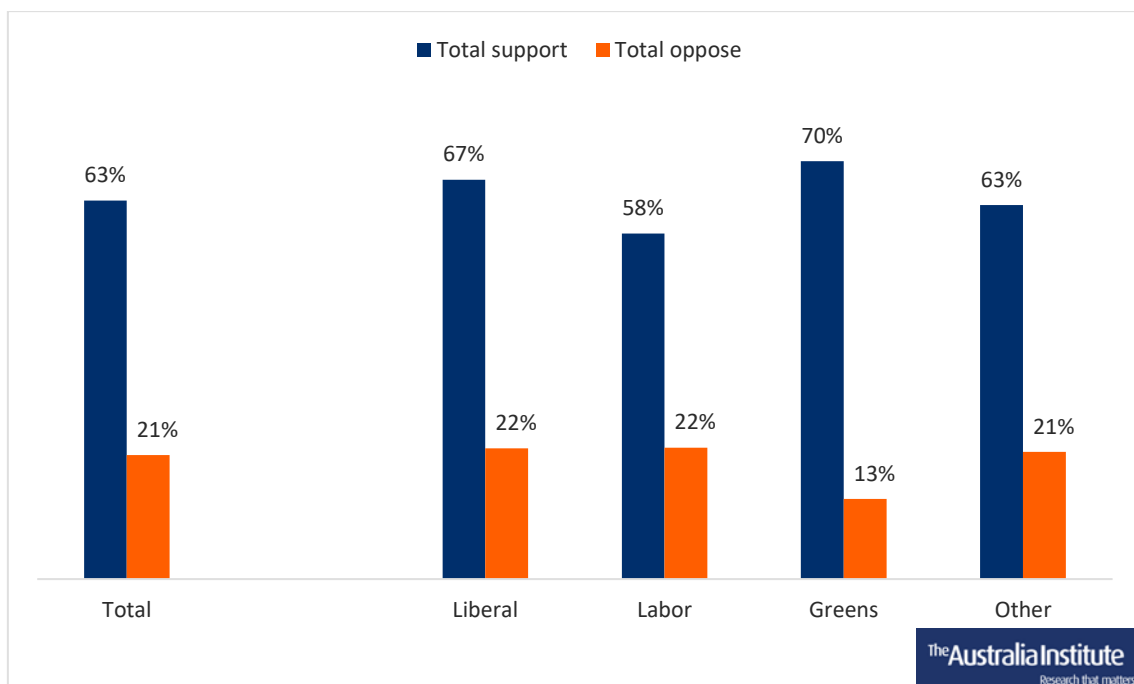
Key results

The Australia Institute surveyed a representative sample of 616 South Australians about the opening of State Parliament. Respondents were told that, on each sitting day, the parliament opens proceedings with the reading of Christian prayers.

Respondents were asked whether they supported or opposed the recent addition of an “Acknowledgement of Country and Traditional Owners” to the opening of each sitting day and whether they support or oppose the replacement of the Christian prayer with a minute of silent reflection and prayer.

- Two in three South Australians (63%) support removing the Christian prayer and replacing it with a minute of silent reflection and prayer.
 - This includes 70% of Greens voters, 67% of Liberal voters and 58% of Labor voters.

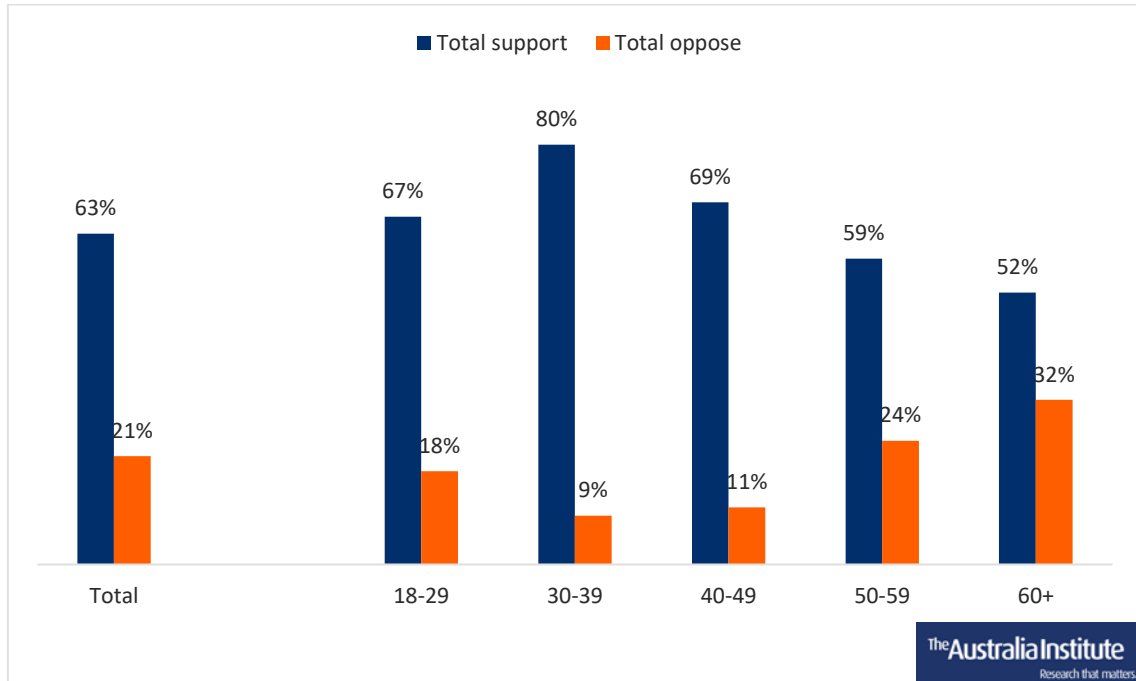
Figure 1: Replacing Christian prayers with a minute of silent reflection and prayer



Support for removing the Christian prayer is stronger among younger South Australians.

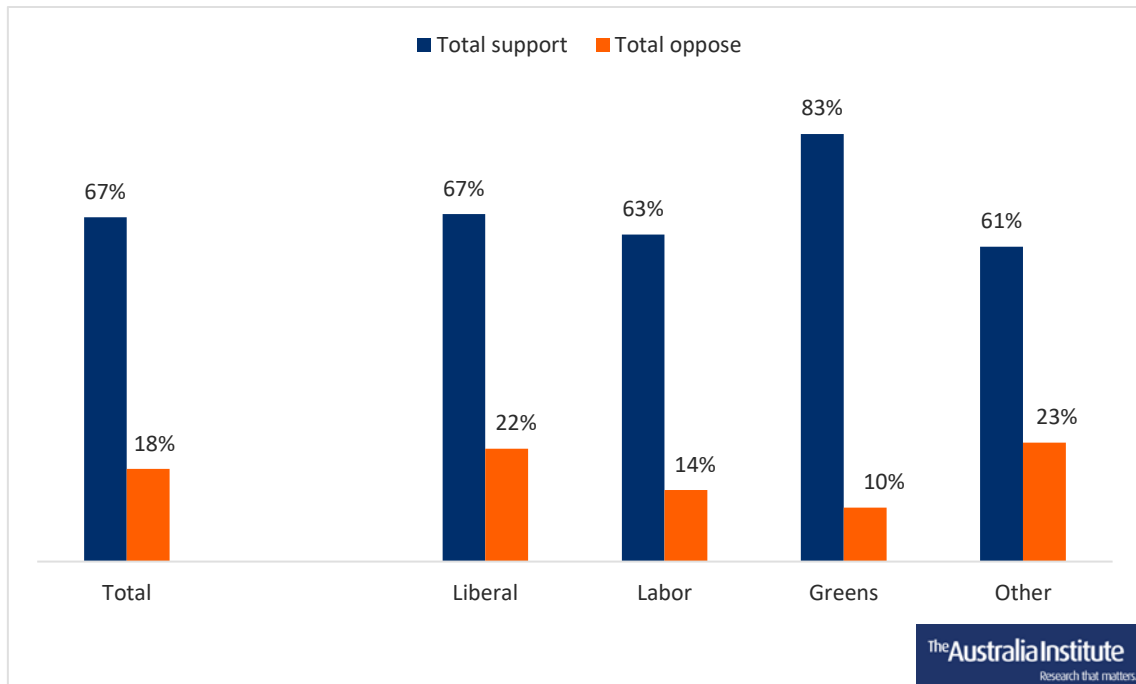
- Two in three South Australians aged 18-29 (67%) and four in five South Australians aged 30-39 (80%) support the proposal.
 - Half of South Australians aged 60 and over (52%) support the proposal while one in three (32%) oppose.

Figure 2: Replacing Christian prayers with a minute of silent reflection and prayer



- Two in three South Australians (67%) also support the Parliament’s recent addition of the Acknowledgement of Country to the opening prayer.
 - This includes 83% of Greens voters, 67% of Liberal voters and 63% of Labor voters.

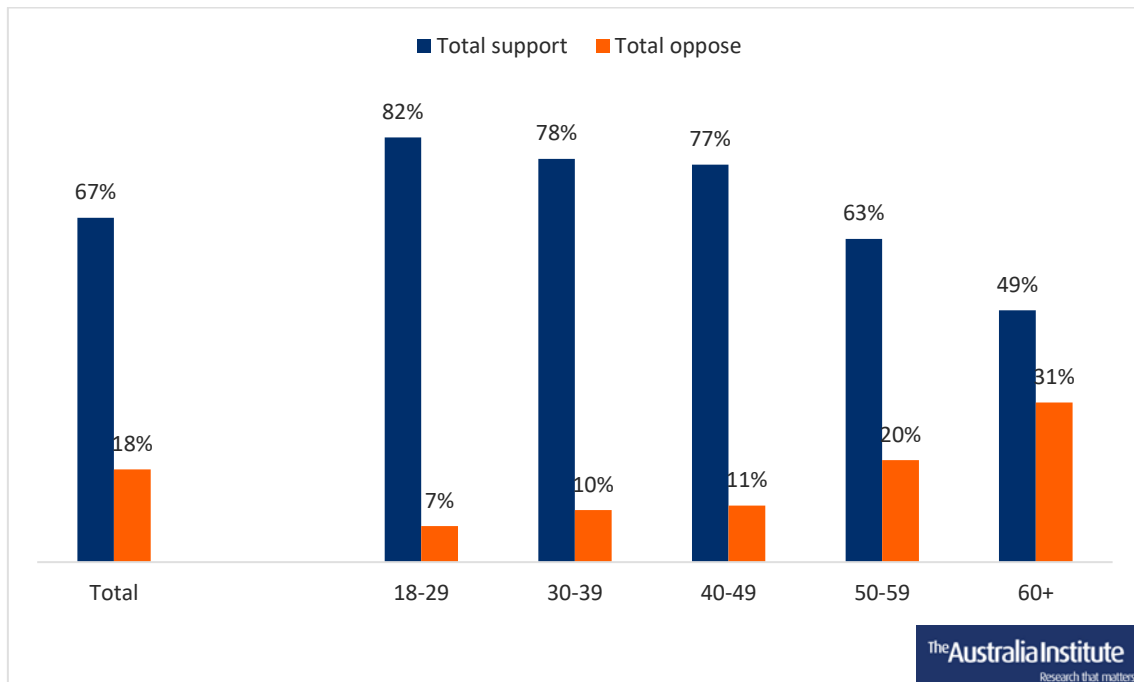
Figure 3: Adding an “Acknowledgement of Country and Traditional Owners”



Again, support for the addition of an Acknowledgement of Country is stronger among younger South Australians.

- Four in five South Australians aged 18-29 (82%) support the addition of an Acknowledgement of Country to the opening of Parliament.
 - Half of South Australians aged 60 and over (49%) support the addition, while one in three (31%) were opposed.

Figure 4: Adding an “Acknowledgement of Country and Traditional Owners”



Method

The Australia Institute surveyed 616 adults living in South Australia between the 11th and 20th of September 2022, online through Dynata’s panel, with representative samples by gender and age.

The research is compliant with the [Australian Polling Council Quality Mark standards](#). The long methodology disclosure statement follows.

Long disclosure statement

The results were weighted by two variables (gender and age group) based on Australian Bureau of Statistics [“National, state and territory population”](#) data, using the raking method. This resulted in an effective sample size of 596.

The margin of error (95% confidence level) for the results is 4%.

Voting intention questions appeared just after the initial demographic questions, before policy questions. Lower house voting intention was asked first, followed by upper house voting intention.

Respondents who answered “Don’t know / Not sure” for voting intention questions were then asked a leaning question. These leanings are included in the voting intention crosstabs. “Other” refers to Independent/Other, and minor parties in cases where they were included in the voting intention but represent too small a sample to be reported separately in the crosstabs.



**Australian
Polling Council
Quality Mark**

Detailed results

Preceding questions in the poll that may have influenced the results of the question published here are detailed at the end.

The South Australian Parliament opens each sitting day with the reading of Christian prayers. Recently, the Parliament added an "Acknowledgement of Country and Traditional Owners" to the opening of each sitting day.

Do you support or oppose the Parliament's addition of an Acknowledgement of Country and Traditional Owners?

	<i>Total</i>	<i>Male</i>	<i>Female</i>	<i>18-29</i>	<i>30-39</i>	<i>40-49</i>	<i>50-59</i>	<i>60+</i>
Strongly support	36%	43%	29%	45%	56%	48%	37%	13%
Support	31%	29%	34%	37%	23%	30%	25%	35%
Oppose	10%	8%	13%	6%	8%	8%	6%	18%
Strongly oppose	7%	11%	4%	1%	2%	3%	14%	13%
Don't know / Not sure	15%	10%	20%	11%	12%	12%	18%	20%

	<i>Total</i>	<i>Liberal</i>	<i>Labor</i>	<i>Greens</i>	<i>Other</i>
Strongly support	36%	37%	28%	55%	35%
Support	31%	31%	36%	28%	26%
Oppose	10%	11%	11%	7%	10%
Strongly oppose	7%	11%	2%	3%	13%
Don't know / Not sure	15%	11%	23%	7%	16%

Would you support or oppose replacing the reading of Christian prayers at the opening of each sitting day with a minute of silent reflection and prayer?

	<i>Total</i>	<i>Male</i>	<i>Female</i>	<i>18-29</i>	<i>30-39</i>	<i>40-49</i>	<i>50-59</i>	<i>60+</i>
Strongly support	33%	39%	28%	36%	50%	41%	31%	20%
Support	30%	28%	32%	31%	30%	29%	27%	32%
Oppose	11%	10%	13%	14%	6%	4%	12%	16%
Strongly oppose	9%	12%	7%	4%	3%	7%	11%	16%
Don't know / Not sure	16%	11%	20%	15%	10%	20%	18%	16%

	<i>Total</i>	<i>Liberal</i>	<i>Labor</i>	<i>Greens</i>	<i>Other</i>
Strongly support	33%	39%	22%	45%	37%
Support	30%	28%	36%	25%	26%
Oppose	11%	11%	14%	6%	12%
Strongly oppose	9%	11%	8%	8%	9%
Don't know / Not sure	16%	11%	20%	17%	16%

Other questions

Thinking now of transparency and good government more generally in South Australia. How would you describe your current level of trust in the state Parliament and state politics?

- Very high
- High
- Neutral
- Low
- Very low
- Don't know / Not sure