

# Polling - Climate change and health

## September 2023

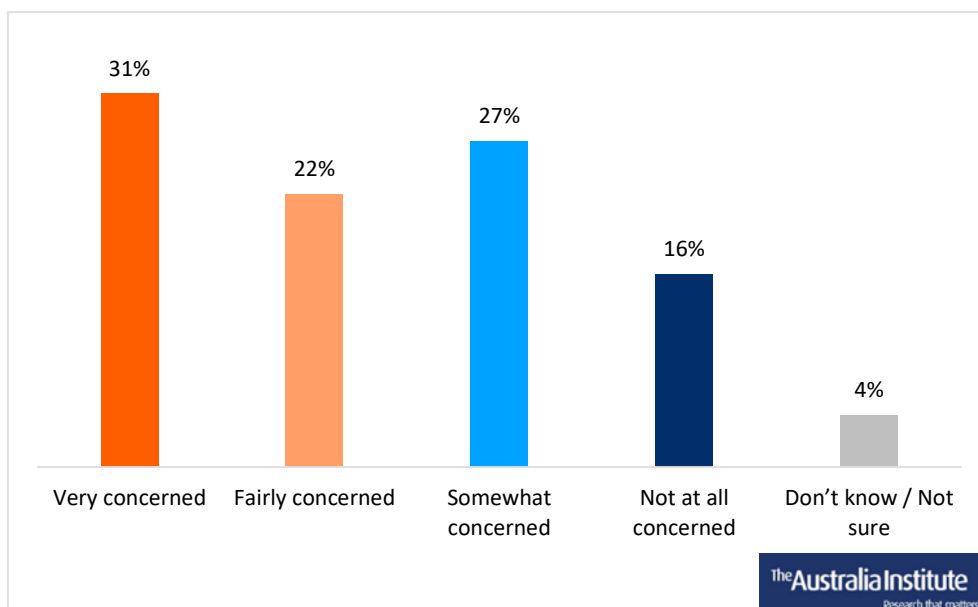
### Key results

The Australia Institute surveyed a sample of 1,535 Australians about their concerns regarding the impacts on human health from fossil fuel projects.

The results show that:

- Four in five (80%) Australians are at least somewhat concerned about the impacts on human health from pollution caused by the extraction, processing, and burning of fossil fuels.
- Three in 10 Australians are ‘very’ concerned (31%), one in five are ‘fairly’ concerned (22%), and one in four are ‘somewhat’ concerned (27%).
- 95% of Greens voters, 88% of Labor voters, and 71% of Coalition voters are concerned about the impacts of pollution caused by the extraction, processing, and burning of fossil fuels.
- Eight in ten Australians (82%) aged 18-29 support a requirement for federal and state governments to consider the potential human health impacts of fossil fuel projects when deciding on their approval.

**Figure 1: Level of concern for impact on human health from fossil fuel projects**

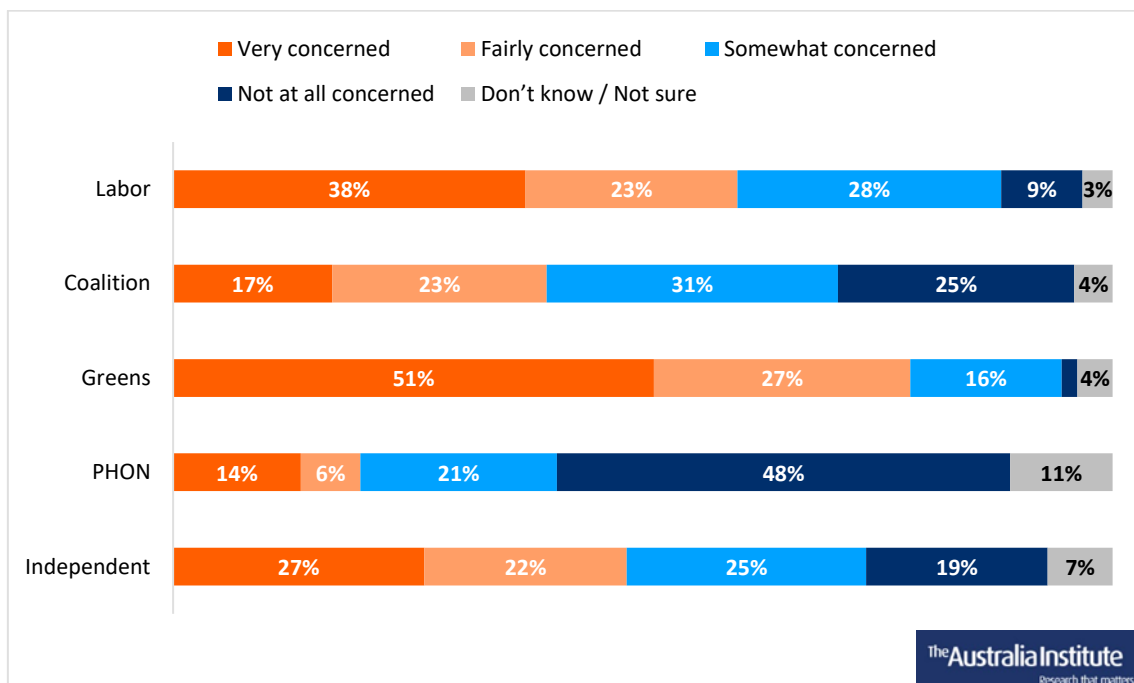


Respondents were asked to what extent they are concerned about the human health impacts of pollution caused by the extraction, processing, and burning of fossil fuels.

Results for voting intention show that:

- More than nine in 10 (95%) of Greens voters are concerned with the health impacts of pollution caused by the extraction, processing, and burning of fossil fuels.
  - Of this, 51% are 'very' concerned, 27% are 'fairly' concerned, and 16% are 'somewhat' concerned.
- One Nation voters are the least concerned, with nearly half (48%) 'not at all' concerned.

**Figure 2: Level of concern for impacts on human health from fossil fuel projects**

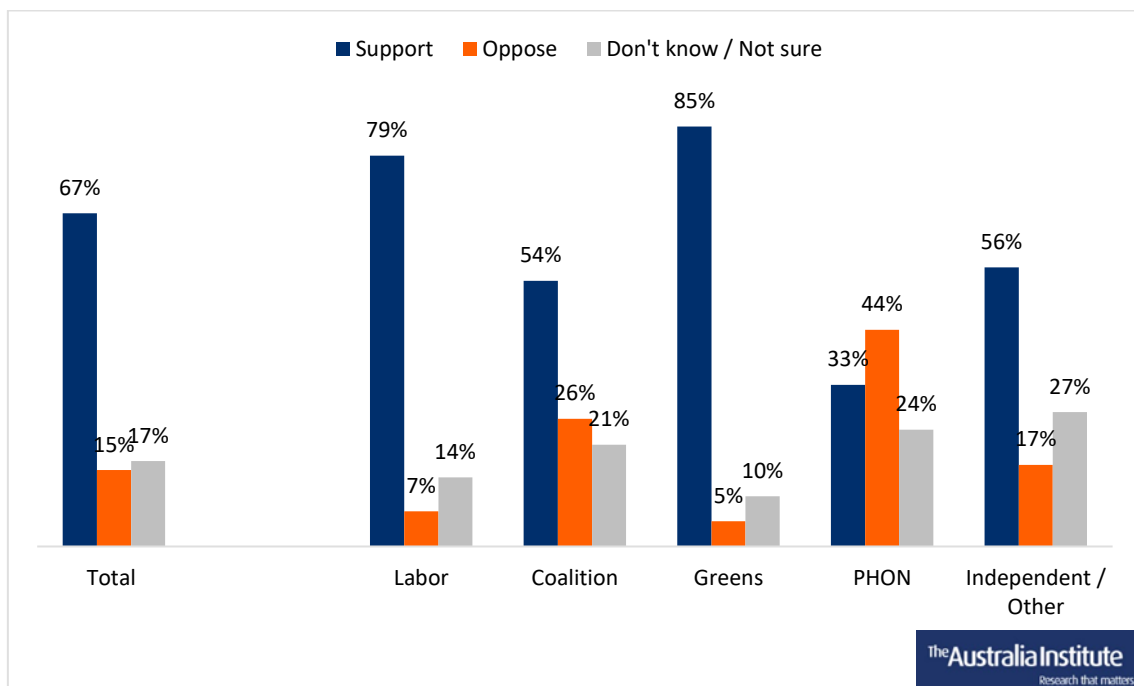


Respondents were then asked whether they support or oppose a requirement for federal and state governments to consider the potential human health impacts of fossil fuel projects when deciding on their approval.

Results show that:

- Two in three Australians (67%) support a requirement that the government consider the impacts to human health when deciding the approval of fossil fuel projects, including one in three (33%) who ‘strongly’ support this.
- A majority of Greens (85%), Labor (79%), Independent/Other (56%) and Coalition voters (54%) support a requirement that the government consider the impacts to human health when deciding the approval of fossil fuel projects.
  - 60% of Greens ‘strongly’ support the requirement.
  - Only among One Nation voters do more oppose than support this requirement (44% vs 33%).

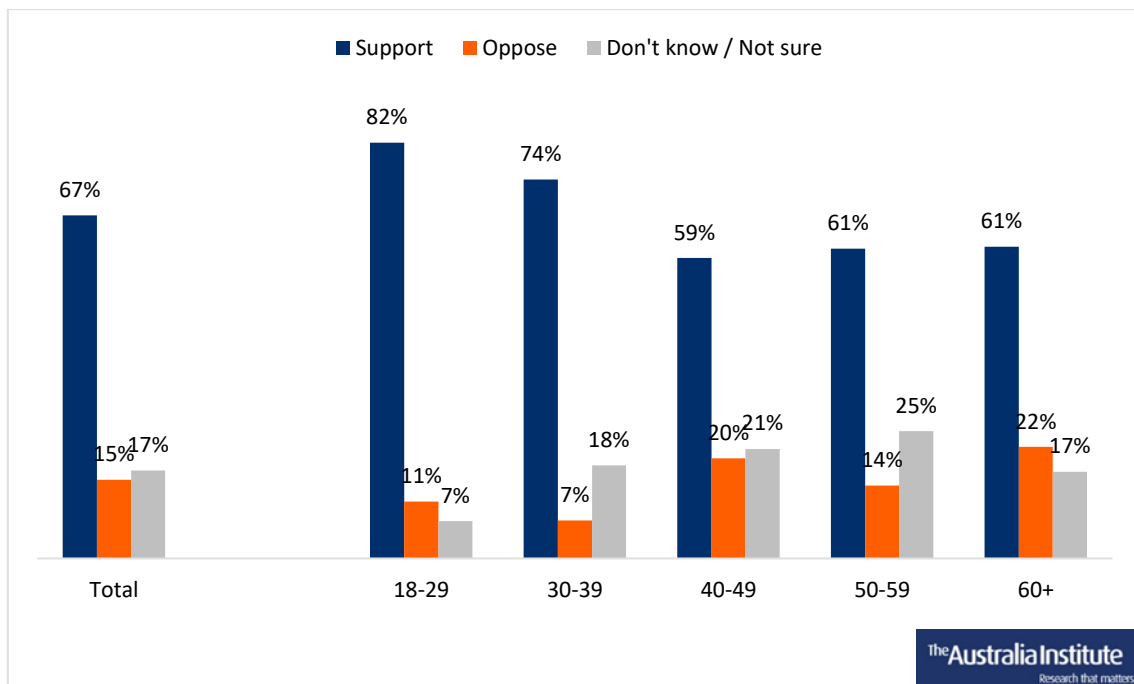
**Figure 3: Gov. to consider health impacts of fossil fuel projects, by voting intention**



Results based on age show that:

- Across all age groups, three in five Australians or more (59 – 82%) support a requirement for federal and state governments to consider the potential human health impacts of fossil fuel projects when deciding on their approval.
- Support is highest among younger Australians. Eight in 10 Australians aged 18-29 (82%) and three in four Australians aged 30-39 (74%) support this requirement.

**Figure 4: Gov. to consider health impacts of fossil fuel projects, by age**



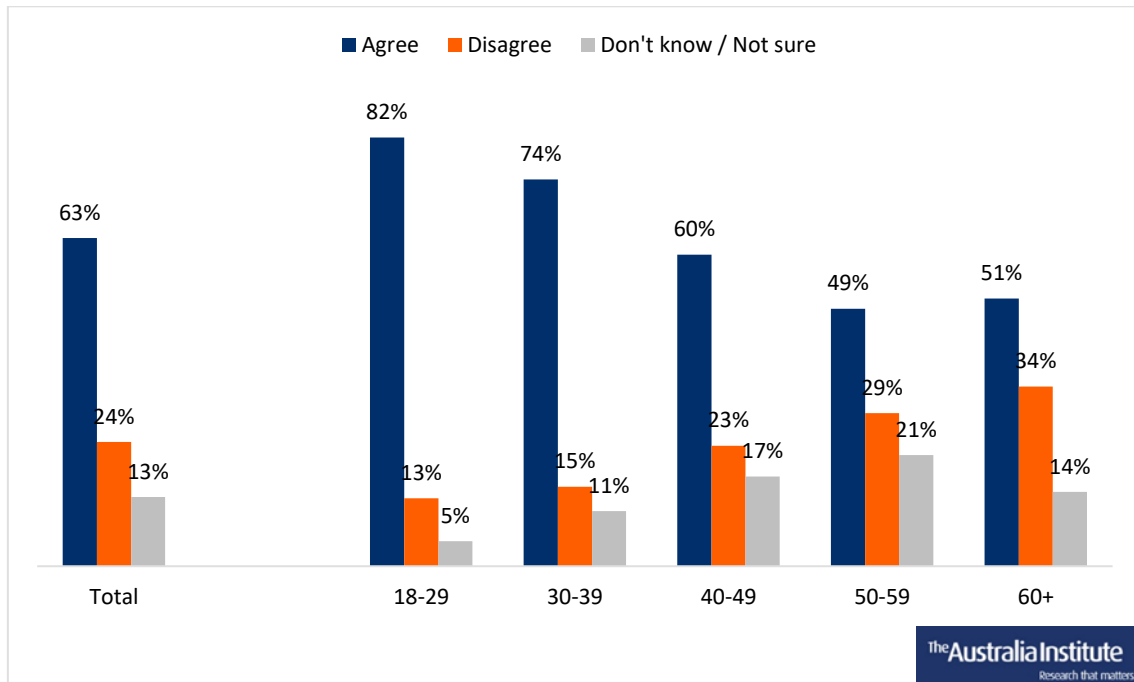
Finally, respondents were asked about to what extent do they agree or disagree with the following statement:

‘Medical doctors and their professional organisations should advocate for climate change policies that protect human health.’

Results show that:

- Two in three Australians (63%) agree that medical doctors and their professional organisations should advocate for climate change policies that protect human health.
- Four in five Australians aged 18-29 (82%) agree with this statement, compared to one in two Australians aged 50 and above (49% for those aged 50-59, and 51% for those aged 60 and above).

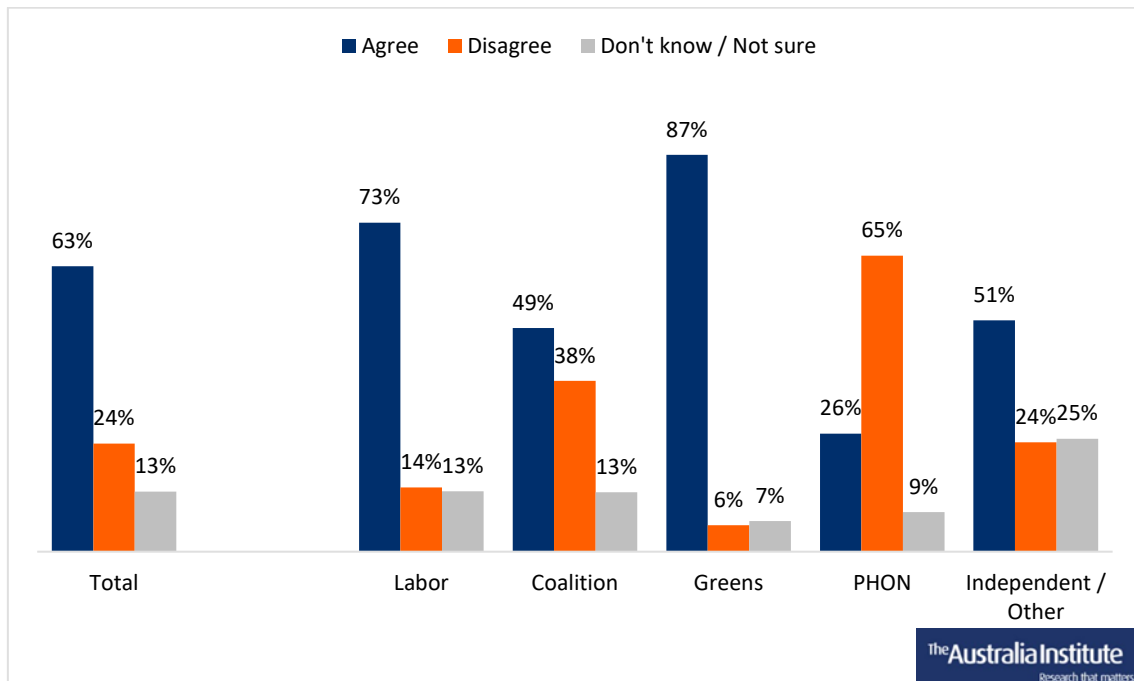
**Figure 5: Medical doctors should advocate for climate policies, by age**



Results by voting intention show that:

- Most Labor (73%), Greens (87%) and Independent/Other voters (51%) agree that medical doctors and their professional organisations should advocate for climate change policies that protect human health.
- More Coalition voters agree than disagree that medical doctors and their professional organisations should advocate for climate change policies that protect human health (49% vs 38%).
- 65% of One Nation voters disagree that medical doctors and their professional organisations should advocate for climate change policies that protect human health, including 40% who 'strongly' disagree.

**Figure 6: Medical doctors should advocate for climate policies, by voting intention**



## Method

Between 29 August and 1 September 2023, The Australia Institute surveyed 1002 adults living in Australia, online through Dynata’s panel, with nationally representative samples by gender, age group and state/territory. A further 406 South Australians and 127 Queenslanders were sampled to produce more precise results, but weighting was used to ensure that people from these states were not over-represented in national results.

Voting crosstabs show voting intentions for the House of Representatives. Those who were undecided were asked which way they were leaning; these leanings are included in voting intention crosstabs.

The research is compliant with the [Australian Polling Council Quality Mark standards](#). The long methodology disclosure statement follows.

### Long disclosure statement

The results were weighted by three variables (gender, age group and state or territory) based on Australian Bureau of Statistics [“National, state and territory population”](#) data, using the raking method. Those who answered the gender identity question as “Non-binary”, “I use a different term”, or “Prefer not to answer” had their responses included with females for the purpose of reporting, due to constraints from weighting data availability. This resulted in an effective sample size of 1,138.

The margin of error (95% confidence level) for the national results is  $\pm 3\%$ .

Results are shown only for larger states.

Voting intention questions appeared just after the initial demographic questions, before policy questions. Respondents who answered “Don’t know / Not sure” for voting intention were then asked a leaning question; these leanings are included in voting intention crosstabs. “Coalition” includes separate responses for Liberal and National. “Other” refers to Independent/Other, and minor parties in cases where they were included in the voting intention but represent too small a sample to be reported separately in the crosstabs.



**Australian  
Polling Council  
Quality Mark**

## Detailed results

No preceding questions in the poll are expected to have influenced the results of the questions published here.

**To what extent are you concerned about the human health impacts of pollution caused by the extraction, processing, and burning of fossil fuels?**

	<i>Total</i>	<i>Male</i>	<i>Female</i>	<i>NSW</i>	<i>VIC</i>	<i>QLD</i>	<i>WA</i>
<b>Very concerned</b>	31%	31%	30%	34%	27%	25%	35%
<b>Fairly concerned</b>	22%	22%	23%	25%	20%	21%	28%
<b>Somewhat concerned</b>	27%	26%	28%	25%	29%	28%	21%
<b>Not at all concerned</b>	16%	20%	12%	14%	17%	21%	13%
<b>Don't know / Not sure</b>	4%	2%	7%	3%	7%	5%	2%

	<i>Total</i>	<i>Labor</i>	<i>Coalition</i>	<i>Greens</i>	<i>PHON</i>	<i>Other</i>
<b>Very concerned</b>	31%	38%	17%	51%	14%	27%
<b>Fairly concerned</b>	22%	23%	23%	27%	6%	22%
<b>Somewhat concerned</b>	27%	28%	31%	16%	21%	25%
<b>Not at all concerned</b>	16%	9%	25%	2%	48%	19%
<b>Don't know / Not sure</b>	4%	3%	4%	4%	11%	7%

	<i>Total</i>	<i>18-29</i>	<i>30-39</i>	<i>40-49</i>	<i>50-59</i>	<i>60+</i>
<b>Very concerned</b>	31%	36%	41%	28%	25%	25%
<b>Fairly concerned</b>	22%	32%	23%	26%	18%	16%
<b>Somewhat concerned</b>	27%	25%	22%	27%	32%	28%
<b>Not at all concerned</b>	16%	4%	11%	13%	20%	27%
<b>Don't know / Not sure</b>	4%	3%	4%	6%	6%	4%



**Do you support or oppose a requirement for federal and state governments to consider the potential human health impacts of fossil fuel projects when deciding on their approval?**

	<i>Total</i>	<i>Male</i>	<i>Female</i>	<i>NSW</i>	<i>VIC</i>	<i>QLD</i>	<i>WA</i>
<b>Strongly support</b>	33%	31%	34%	37%	27%	25%	41%
<b>Support</b>	35%	36%	33%	32%	39%	35%	38%
<b>Oppose</b>	10%	11%	9%	9%	11%	13%	5%
<b>Strongly oppose</b>	5%	8%	3%	5%	6%	7%	3%
<b>Don't know / Not sure</b>	17%	13%	21%	18%	18%	19%	13%

	<i>Total</i>	<i>Labor</i>	<i>Coalition</i>	<i>Greens</i>	<i>PHON</i>	<i>Other</i>
<b>Strongly support</b>	33%	39%	17%	60%	14%	30%
<b>Support</b>	35%	40%	36%	25%	18%	26%
<b>Oppose</b>	10%	5%	17%	4%	22%	12%
<b>Strongly oppose</b>	5%	3%	9%	1%	21%	5%
<b>Don't know / Not sure</b>	17%	14%	21%	10%	24%	27%

	<i>Total</i>	<i>18-29</i>	<i>30-39</i>	<i>40-49</i>	<i>50-59</i>	<i>60+</i>
<b>Strongly support</b>	33%	40%	45%	28%	27%	26%
<b>Support</b>	35%	41%	29%	31%	34%	35%
<b>Oppose</b>	10%	9%	5%	12%	9%	13%
<b>Strongly oppose</b>	5%	2%	3%	8%	5%	8%
<b>Don't know / Not sure</b>	17%	7%	18%	21%	25%	17%

To what extent do you agree or disagree with the following statement?

‘Medical doctors and their professional organisations should advocate for climate change policies that protect human health.’

	<i>Total</i>	<i>Male</i>	<i>Female</i>	<i>NSW</i>	<i>VIC</i>	<i>QLD</i>	<i>WA</i>
<b>Strongly agree</b>	28%	27%	28%	28%	27%	23%	29%
<b>Agree</b>	35%	35%	35%	38%	39%	32%	35%
<b>Disagree</b>	15%	15%	15%	13%	12%	20%	10%
<b>Strongly disagree</b>	9%	13%	6%	8%	11%	11%	6%
<b>Don't know / not sure</b>	13%	10%	16%	13%	11%	14%	20%

	<i>Total</i>	<i>Labor</i>	<i>Coalition</i>	<i>Greens</i>	<i>PHON</i>	<i>Other</i>
<b>Strongly agree</b>	28%	32%	16%	51%	13%	20%
<b>Agree</b>	35%	40%	33%	36%	13%	31%
<b>Disagree</b>	15%	11%	22%	5%	26%	13%
<b>Strongly disagree</b>	9%	3%	16%	1%	40%	11%
<b>Don't know / not sure</b>	13%	13%	13%	7%	9%	25%

	<i>Total</i>	<i>18-29</i>	<i>30-39</i>	<i>40-49</i>	<i>50-59</i>	<i>60+</i>
<b>Strongly agree</b>	28%	32%	36%	24%	22%	23%
<b>Agree</b>	35%	50%	38%	35%	27%	28%
<b>Disagree</b>	15%	10%	10%	15%	16%	20%
<b>Strongly disagree</b>	9%	3%	5%	8%	13%	15%
<b>Don't know / not sure</b>	13%	5%	11%	17%	21%	14%