

# Polling - Prosecution of Assange

*June 2024*

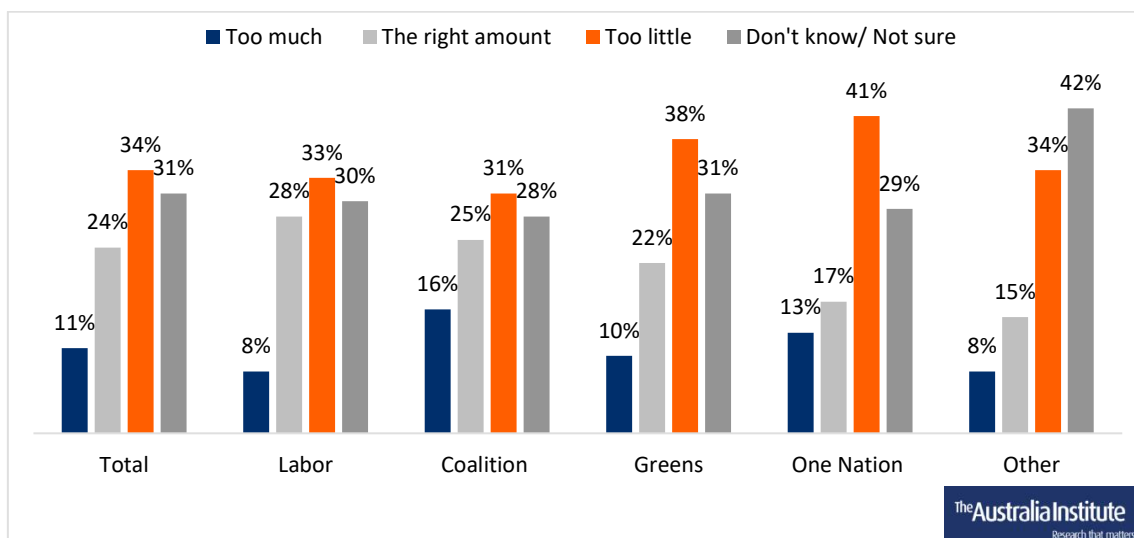
## Key results

The Australia Institute surveyed a nationally representative sample of 1,005 Australians about the prosecution of Julian Assange.

Respondents were asked if they think the Federal Government is doing too much or too little to secure the release of Australian citizen Julian Assange.

- One in three Australians (34%) think that the Federal Government is doing too little to secure the release of Julian Assange, the single most popular choice.
- Australians are more likely to answer “Don’t know / Not sure” (31%) than that the Federal Government is doing the right amount (24%) or too much (11%).
- Three times as many Australians think the Federal Government is doing too little to secure the release of Assange as think it is doing too much (34% vs 11%).
- Labor voters are as likely as Australians overall to think that the Federal Government is doing too little to secure the release of Assange (33% vs 34%).
- The single most popular response among Labor, Coalition, Greens and One Nation voters is that the Federal Government is doing too little.

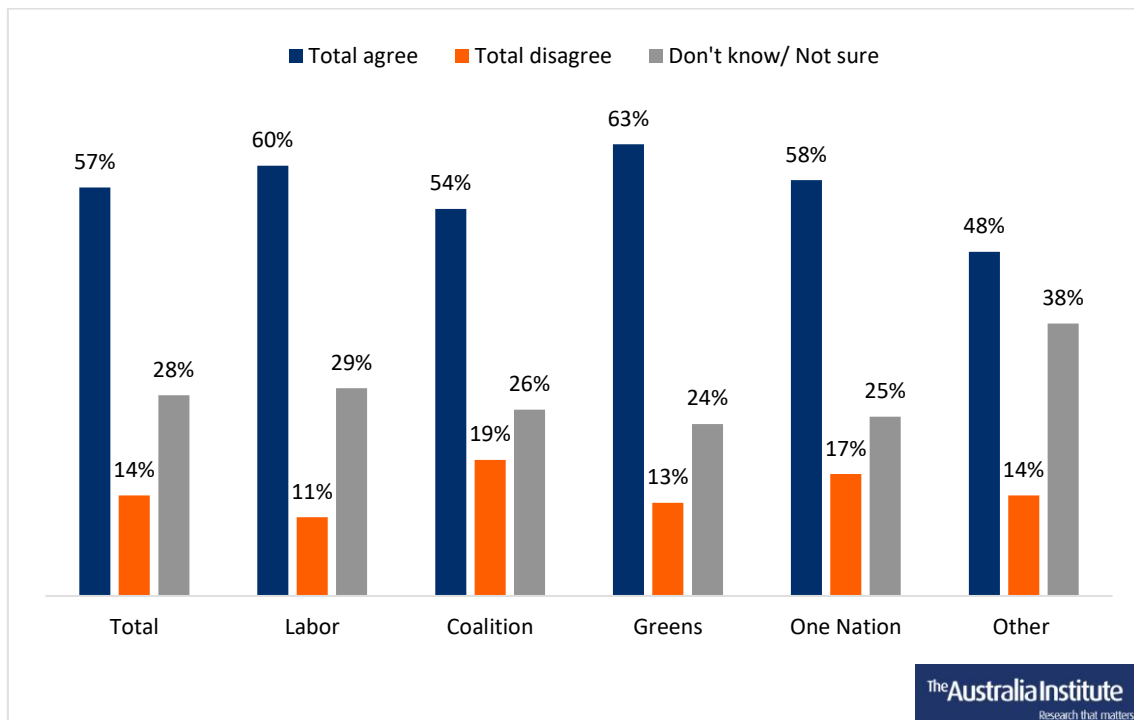
**Figure 1: Federal Government is doing ... to secure Assange’s release**



Respondents were asked to what extent they agreed or disagreed that the Biden Administration should drop the charges against Julian Assange and Assange should be allowed to return to Australia.

- Most Australians (57%) agree that the Biden Administration should drop the charges against Julian Assange and Assange should be allowed to return to Australia. Only 14% disagree.
- Three in five (60%) Labor voters agree that the Biden Administration should drop the charges against Julian Assange and Assange should be allowed to return to Australia, compared to 11% who disagree.
- 63% of Greens voters, 58% of One Nation voters, 54% of Coalition voters and 48% of Independent/Other voters also agree that the Biden Administration should drop the charges against Julian Assange.

**Figure 2: Biden administration should drop charges against Assange, allow return**

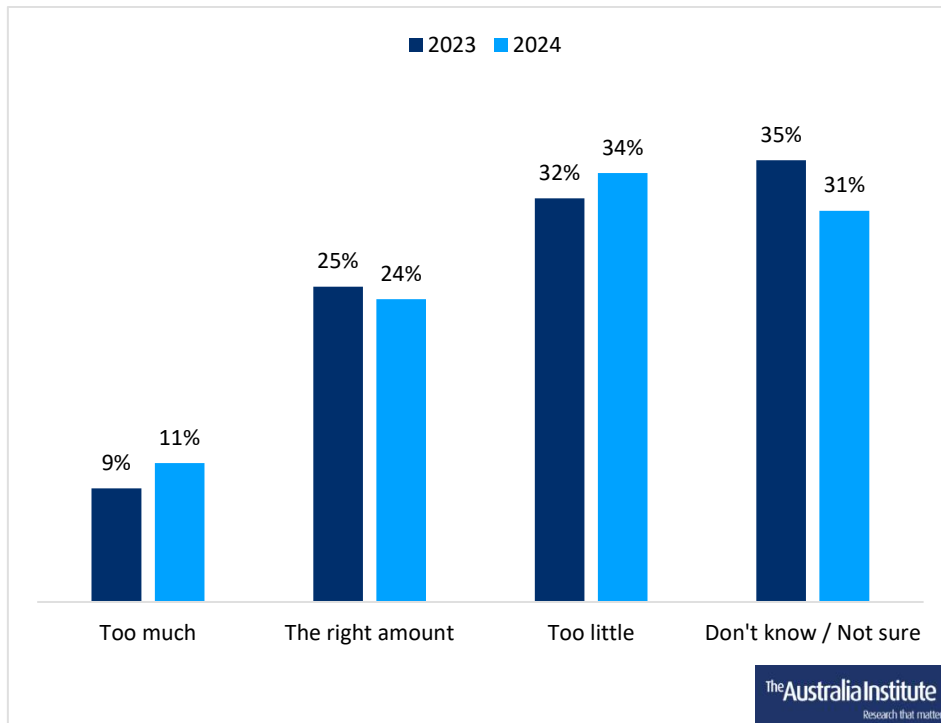


## Previous polling research

In April 2023, the Australia Institute asked Australians if the Federal Government was doing too much or too little to secure the release of Julian Assange, as part of a block of questions about whistleblowing.<sup>1</sup>

There has been little change in sentiment in the intervening year.

**Figure 3: Government doing too much/too little to secure Assange’s release, by year**



Source: Australia Institute polling

<sup>1</sup> The question was identical to the question in this poll, except that it did not clarify that Assange is an Australian citizen. The Australia Institute (2023) *Polling – Whistleblowing & secrecy*, <https://australiainstitute.org.au/report/polling-whistleblowing-secrecy/>

## Method

### Short disclosure statement

Panel provider	Dynata
Research company	The Australia Institute
Client commissioning the research	NA
Fieldwork dates	21 May 2024 to 23 May 2024
Mode of data collection	Online recruited from research panel
Target population	Australian adults aged 18+
Sample size	1,005
Australian Polling Council compliant	Yes
Voting intention published	No
Long disclosure statement	See below

### Long disclosure statement

Effective sample size after weighting applied	935
Margin of error associated with effective sample size	±3%
Variables used in weighting	Age, gender, state/territory based on Australian Bureau of Statistics <a href="#">“National, state and territory population”</a> data
Gender identity categorisation	Those who answered the gender identity question as “Non-binary”, “I use a different term”, or “Prefer not to answer” had their responses included with females for the purpose of reporting, due to constraints from weighting data availability
Weighting method used	Raking method
Full question text, responses categories and randomisation	See below
Source of online sample	Dynata’s online panel
Positioning of voting intention questions in questionnaire	Immediately after demographics, before policy questions
How were undecided voters handled?	Respondents who answered “Don’t know / Not sure” for voting intention were then asked a leaning question; these leanings are included in voting intention crosstabs
Method of calculating 2PP	NA
Voting intention categorisation	Voting crosstabs show voting intentions for the House of Representatives. “Coalition” includes separate responses for Liberal and National. “Other” refers to Independent/Other, and minor parties in cases where they were included in the voting intention but represent too small a sample to be reported separately in the crosstabs
Location results	Results are shown only for larger states



**Australian  
Polling Council  
Quality Mark**

## Detailed results

No preceding questions in the poll are expected to have influenced the results of the questions published here.

**Do you think the Federal Government is doing too much or too little to secure the release of Australian citizen Julian Assange?**

	<i>Total</i>	<i>Male</i>	<i>Female</i>	<i>NSW</i>	<i>VIC</i>	<i>QLD</i>	<i>WA</i>
<b>Too much</b>	11%	16%	8%	13%	8%	16%	4%
<b>The right amount</b>	24%	27%	21%	24%	25%	26%	21%
<b>Too little</b>	34%	36%	32%	37%	34%	29%	33%
<b>Don't know / Not sure</b>	31%	22%	39%	26%	33%	28%	42%

	<i>Total</i>	<i>Labor</i>	<i>Coalition</i>	<i>Greens</i>	<i>One Nation</i>	<i>Other</i>
<b>Too much</b>	11%	8%	16%	10%	13%	8%
<b>The right amount</b>	24%	28%	25%	22%	17%	15%
<b>Too little</b>	34%	33%	31%	38%	41%	34%
<b>Don't know / Not sure</b>	31%	30%	28%	31%	29%	42%

	<i>Total</i>	<i>18-29</i>	<i>30-39</i>	<i>40-49</i>	<i>50-59</i>	<i>60+</i>
<b>Too much</b>	11%	10%	14%	10%	11%	12%
<b>The right amount</b>	24%	32%	24%	25%	16%	21%
<b>Too little</b>	34%	24%	24%	37%	40%	41%
<b>Don't know / Not sure</b>	31%	34%	38%	28%	33%	26%

To what extent do you agree or disagree with the following statement?

"The Biden Administration should drop the charges against Julian Assange and Assange should be allowed to return to Australia."

	<i>Total</i>	Male	Female	NSW	VIC	QLD	WA
<b>Strongly agree</b>	30%	36%	24%	30%	28%	31%	28%
<b>Agree</b>	27%	29%	26%	29%	29%	27%	29%
<b>Disagree</b>	8%	6%	10%	8%	9%	10%	6%
<b>Strongly disagree</b>	6%	8%	5%	7%	7%	4%	4%
<b>Don't know / Not sure</b>	28%	22%	34%	25%	28%	27%	33%

	<i>Total</i>	Labor	Coalition	Greens	One Nation	Other
<b>Strongly agree</b>	30%	28%	28%	38%	41%	22%
<b>Agree</b>	27%	32%	26%	25%	17%	26%
<b>Disagree</b>	8%	7%	11%	6%	8%	7%
<b>Strongly disagree</b>	6%	4%	8%	7%	9%	7%
<b>Don't know / Not sure</b>	28%	29%	26%	24%	25%	38%

	<i>Total</i>	18-29	30-39	40-49	50-59	60+
<b>Strongly agree</b>	30%	22%	27%	27%	31%	38%
<b>Agree</b>	27%	36%	24%	31%	24%	23%
<b>Disagree</b>	8%	7%	10%	8%	6%	10%
<b>Strongly disagree</b>	6%	4%	3%	6%	8%	9%
<b>Don't know / Not sure</b>	28%	32%	36%	28%	30%	20%