

# Polling - President Trump, security and the US-Australian alliance

*March 2025*

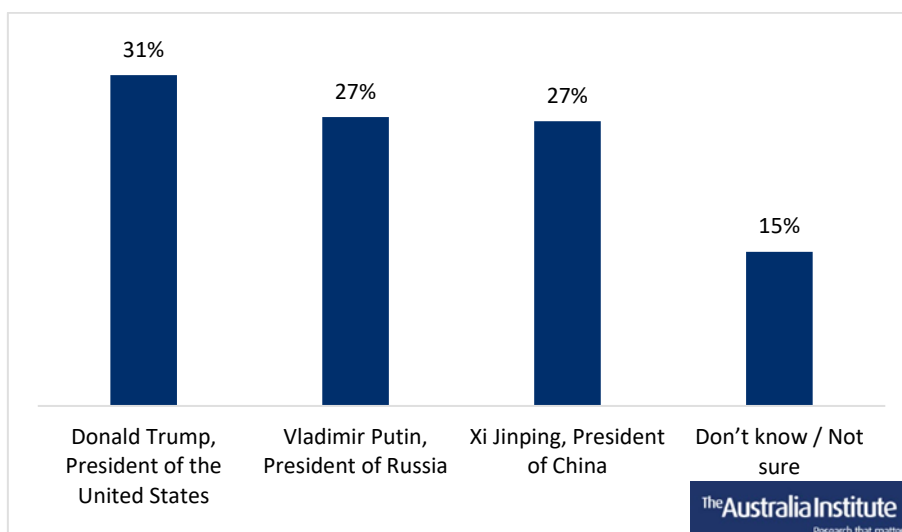
## Key results

The Australia Institute surveyed a nationally representative sample of 2,009 Australians about President Donald Trump, security and the US–Australian alliance.

The results show that:

- Three in 10 Australians (31%) think Donald Trump is the greatest threat to world peace, more than chose Vladimir Putin (27%) or Xi Jinping (27%).
- Most women (56%) feel less secure in Australia since the election of Donald Trump; only 13% of women feel more secure.
- More Australians prefer a more independent foreign policy than prefer a closer alliance with the United States (44% v 35%).
- Half of Australians (48%) are not at all confident that Donald Trump would defend Australia’s interests if Australia were threatened, compared to only 16% who are very confident that he would do so.
- Half of Australians (51%) think Donald Trump’s election is a bad thing for the world, twice as many as think it is a good thing (25%).

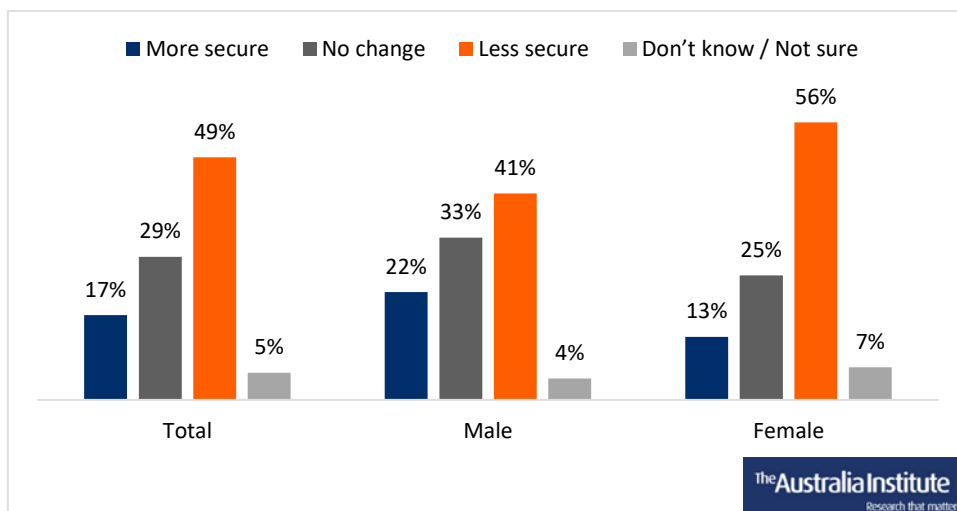
**Figure 1: Greatest threat to world peace**



Respondents were asked if they feel more or less secure in Australia since the election of Donald Trump as President of the United States.

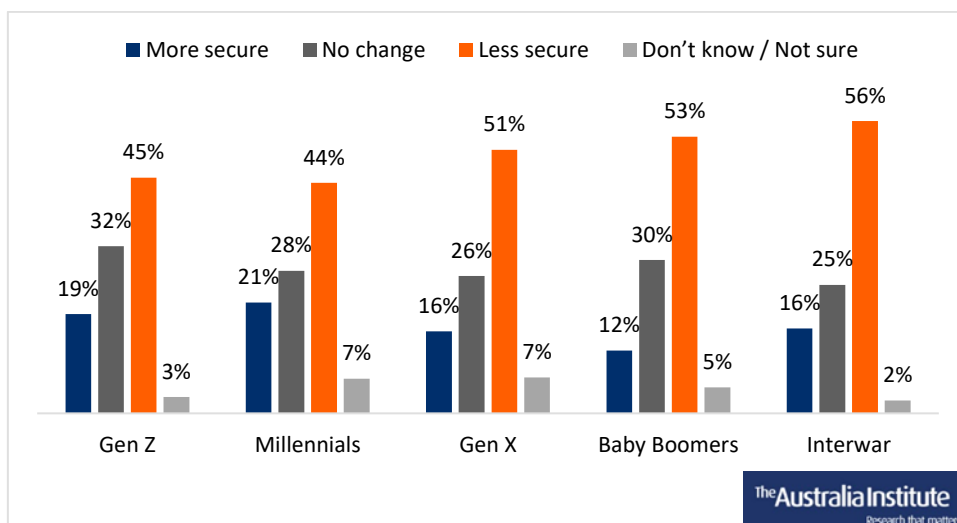
- Half of Australians (49%) feel less secure since the election of Donald Trump.
- Only 17% of Australians feel more secure since the election of Donald Trump.
- Most women (56%) feel less secure in Australia since the election of Donald Trump, with only 13% feeling more secure.

**Figure 2: More or less secure since the election of Donald Trump**



- “Less secure” was the most common response among Labor (54%), Coalition (41%), Greens (68%) and Independent/Other voters (49%).
- Only among One Nation voters was “More secure” selected by more people than “Less secure” (35% vs 22%).
- More Australians of all ages feel less secure since the election of Donald Trump than feel more secure, but older generations are most likely to feel less secure.

**Figure 3: More or less secure since the election of Donald Trump, by age group**



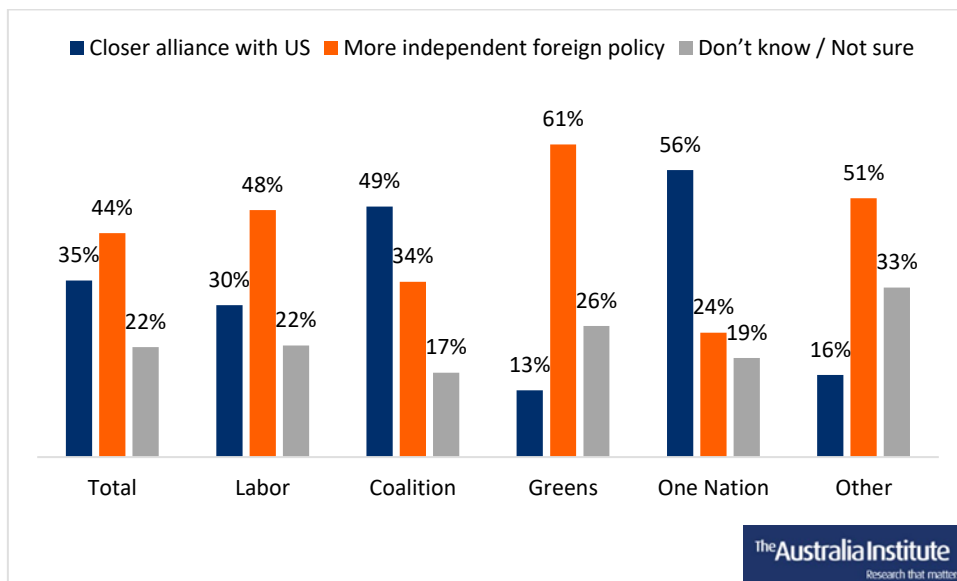
Respondents were asked if they think Australia’s interests are better served by a closer alliance with the United States or a more independent foreign policy.

- Two in four Australians (44%) prefer a more independent foreign policy, compared to just 35% who prefer a closer alliance with the United States.
- One in five (22%) don’t know or aren’t sure.

The US Embassy says that Australia’s alliance with the United States “enjoys broad bipartisan support” from the major political parties.<sup>1</sup> However, there is a significant difference between Labor and Coalition voters on the question of whether Australia would be better served by a closer alliance.

- Labor and Coalition voters are mirror images on this question: 48% of Labor voters prefer a more independent foreign policy while 49% of Coalition voters prefer a closer alliance with the United States.
- Only 30% of Labor voters prefer a closer alliance with the United States, comparable to the 34% of Coalition voters who prefer a more independent foreign policy.

**Figure 4: Australia's interests are better served by ...**



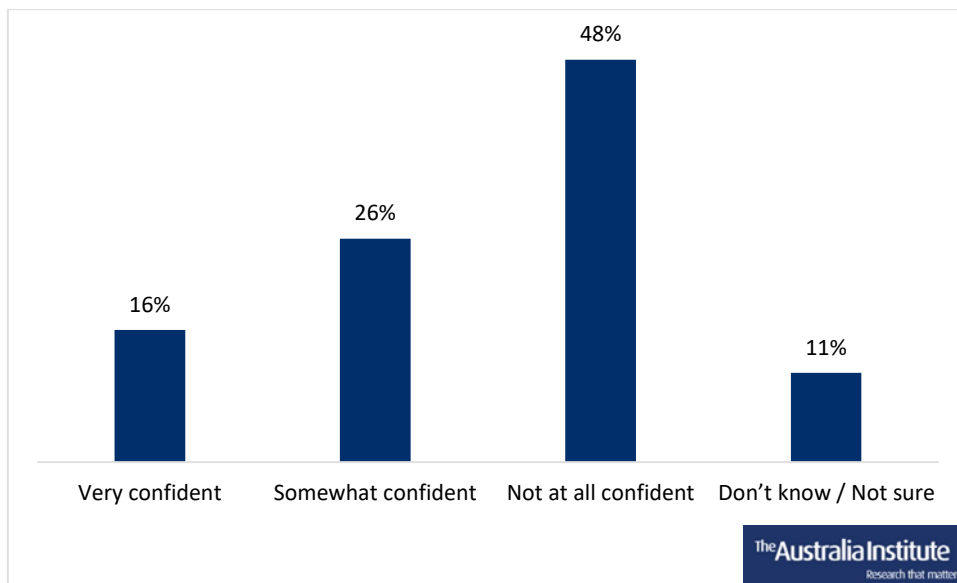
<sup>1</sup> US Embassy in Canberra (n.d.) *US–Australia relations*, <https://au.usembassy.gov/u-s-australia-relations/>

Respondents were asked if they think President Donald Trump would defend Australia and Australia’s interests if Australia were threatened.

- Half of Australians (48%) are not at all confident that Donald Trump would defend Australia’s interests if Australia were threatened, compared to just 16% who are very confident that he would do so.

This contrasts with Prime Minister Anthony Albanese’s confidence that the United States would “defend Australia if it were to come under attack”.<sup>2</sup>

**Figure 5: President Trump would defend Australia’s interests if it was threatened**



---

<sup>2</sup> Lyons (2025) *Albanese ‘confident’ US would come to Australia’s defence in event of attack*, <https://www.theguardian.com/australia-news/2025/feb/24/albanese-confident-us-would-come-to-australias-defence-in-event-of-attack>

Respondents were asked who they think is the greatest threat to world peace, between:

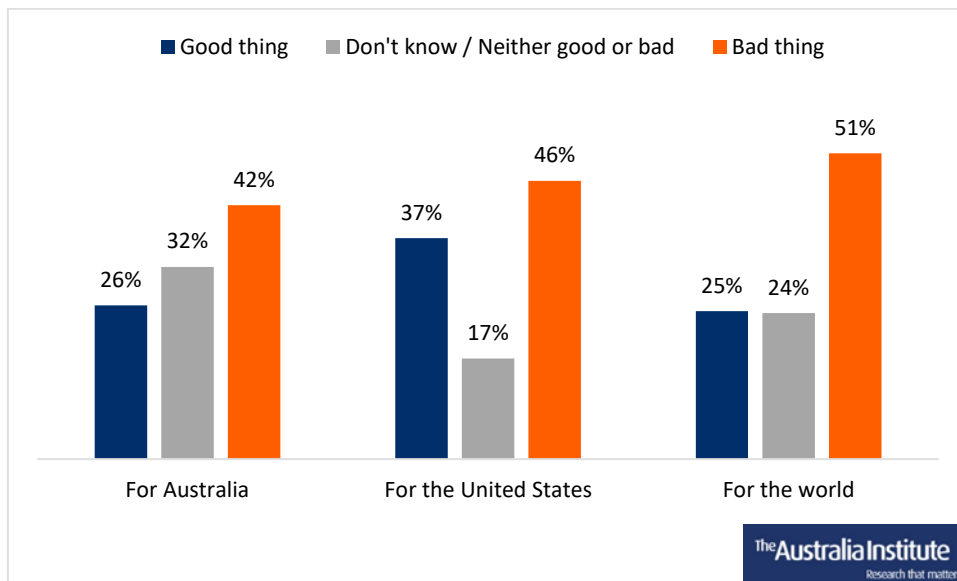
- Vladimir Putin, President of Russia
- Xi Jinping, President of China
- Donald Trump, President of the United States
- Don't know / Not sure

As shown in Figure 1, three in 10 Australians (31%) think Donald Trump is the greatest threat to world peace, more than chose Vladimir Putin (27%) or Xi Jinping (27%).

Respondents were asked if they think Donald Trump being elected as President of the United States is a good or bad thing for Australia, the United States and the world.

- 42% of Australians think Donald Trump’s election is a bad thing for Australia, compared to 26% who think it is a good thing.
- 46% of Australians think Donald Trump’s election is a bad thing for the United States, compared to 37% who think it is a good thing.
- Half of Australians (51%) think Donald Trump’s election is a bad thing for the world, twice as many as think it is a good thing (25%).

**Figure 6: President Trump a good or bad thing for Australia, US, the world**



## Method

### Short disclosure statement

Panel provider	Dynata
Research company	The Australia Institute
Client commissioning the research	NA
Fieldwork dates	18 February 2025 to 25 February 2025
Mode of data collection	Online recruited from research panel
Target population	Australian adults aged 18+
Sample size	2,009
Australian Polling Council compliant	Yes
Voting intention published	No
Long disclosure statement	See below

### Long disclosure statement

Effective sample size after weighting applied	1,927
Margin of error associated with effective sample size	±2.2%
Variables used in weighting	Age, gender, state/territory based on Australian Bureau of Statistics <a href="#">“National, state and territory population”</a> data
Gender identity categorisation	Those who answered the gender identity question as “Non-binary”, “I use a different term”, or “Prefer not to answer” had their responses included with females for the purpose of reporting, due to constraints from weighting data availability
Weighting method used	Raking method
Full question text, responses categories and randomisation	See below
Source of online sample	Dynata’s online panel
Positioning of voting intention questions in questionnaire	Immediately after demographics, before policy questions: Lower house voting intention was asked first, followed by upper house voting intention
How were undecided voters handled?	Respondents who answered “Don’t know / Not sure” for voting intention were then asked a leaning question; these leanings are included in voting intention crosstabs
Method of calculating ZPP	NA
Voting intention categorisation	Voting crosstabs show voting intentions for the House of Representatives. “Coalition” includes separate responses for Liberal and National. “Other” refers to Independent/Other, and minor parties in cases where they were included in the voting intention but represent too small a sample to be reported separately in the crosstabs
Location results	Results are shown only for larger states



**Australian  
Polling Council  
Quality Mark**

## Detailed results

No preceding questions in the poll are expected to have influenced the results of the questions published here.

**Do you feel more or less secure in Australia since the election of Donald Trump as President of the United States?**

	<i>Total</i>	<i>Male</i>	<i>Female</i>	<i>NSW</i>	<i>VIC</i>	<i>QLD</i>	<i>WA</i>
<b>More secure</b>	17%	22%	13%	17%	17%	18%	17%
<b>Less secure</b>	49%	41%	56%	49%	48%	48%	50%
<b>No change</b>	29%	33%	25%	30%	31%	27%	26%
<b>Don't know / Not sure</b>	5%	4%	7%	5%	5%	8%	7%

	<i>Total</i>	<i>Labor</i>	<i>Coalition</i>	<i>Greens</i>	<i>One Nation</i>	<i>Other</i>
<b>More secure</b>	17%	14%	23%	5%	35%	9%
<b>Less secure</b>	49%	54%	41%	68%	22%	49%
<b>No change</b>	29%	27%	31%	21%	37%	32%
<b>Don't know / Not sure</b>	5%	5%	5%	5%	6%	9%

	<i>Total</i>	<i>18–29 (Gen Z)</i>	<i>30–44 (Millennials)</i>	<i>45–59 (Gen X)</i>	<i>60–79 (Baby Boomers)</i>	<i>80+ (Interwar)</i>
<b>More secure</b>	17%	19%	21%	16%	12%	16%
<b>Less secure</b>	49%	45%	44%	51%	53%	56%
<b>No change</b>	29%	32%	28%	26%	30%	25%
<b>Don't know / Not sure</b>	5%	3%	7%	7%	5%	2%

**If Australia was threatened, how confident are you that United States President Donald Trump would defend Australia and Australia's interests?**

	<i>Total</i>	<i>Male</i>	<i>Female</i>	<i>NSW</i>	<i>VIC</i>	<i>QLD</i>	<i>WA</i>
<b>Very confident</b>	16%	21%	11%	17%	14%	17%	15%
<b>Somewhat confident</b>	26%	30%	22%	25%	29%	24%	26%
<b>Not at all confident</b>	48%	42%	53%	49%	47%	48%	47%
<b>Don't know / Not sure</b>	11%	7%	14%	9%	10%	12%	12%



	<i>Total</i>	<i>Labor</i>	<i>Coalition</i>	<i>Greens</i>	<i>One Nation</i>	<i>Other</i>
<b>Very confident</b>	16%	15%	20%	7%	28%	8%
<b>Somewhat confident</b>	26%	22%	36%	18%	30%	16%
<b>Not at all confident</b>	48%	53%	35%	66%	28%	60%
<b>Don't know / Not sure</b>	11%	10%	9%	9%	14%	16%

**Do you think Australia's interests are served better by:**

	<i>Total</i>	<i>Male</i>	<i>Female</i>	<i>NSW</i>	<i>VIC</i>	<i>QLD</i>	<i>WA</i>
<b>A closer alliance with the United States</b>	35%	44%	26%	33%	37%	38%	32%
<b>A more independent foreign policy</b>	44%	42%	45%	45%	42%	41%	48%
<b>Don't know / Not sure</b>	22%	14%	29%	22%	21%	22%	20%

	<i>Total</i>	<i>Labor</i>	<i>Coalition</i>	<i>Greens</i>	<i>One Nation</i>	<i>Other</i>
<b>A closer alliance with the United States</b>	35%	30%	49%	13%	56%	16%
<b>A more independent foreign policy</b>	44%	48%	34%	61%	24%	51%
<b>Don't know / Not sure</b>	22%	22%	17%	26%	19%	33%

**Who do you think is the greatest threat to world peace?**

Response options were randomised, except for 'Don't know / Not sure'.

	<i>Total</i>	<i>Male</i>	<i>Female</i>	<i>NSW</i>	<i>VIC</i>	<i>QLD</i>	<i>WA</i>
<b>Vladimir Putin, President of Russia</b>	27%	29%	26%	29%	28%	25%	26%
<b>Xi Jinping, President of China</b>	27%	31%	23%	28%	27%	29%	23%
<b>Donald Trump, President of the United States</b>	31%	28%	34%	30%	30%	31%	33%
<b>Don't know / Not sure</b>	15%	12%	17%	13%	15%	15%	18%

	<i>Total</i>	<i>Labor</i>	<i>Coalition</i>	<i>Greens</i>	<i>One Nation</i>	<i>Other</i>
<b>Vladimir Putin, President of Russia</b>	27%	31%	29%	24%	15%	21%
<b>Xi Jinping, President of China</b>	27%	19%	35%	12%	56%	25%
<b>Donald Trump, President of the United States</b>	31%	37%	23%	51%	10%	27%
<b>Don't know / Not sure</b>	15%	12%	13%	13%	18%	26%

**Do you think Donald Trump being elected as President of the United States is a good or bad thing for Australia, the United States and the world?**

**For Australia**

	<i>Total</i>	<i>Male</i>	<i>Female</i>	<i>NSW</i>	<i>VIC</i>	<i>QLD</i>	<i>WA</i>
<b>Very good thing</b>	11%	16%	7%	13%	10%	12%	13%
<b>Good thing</b>	14%	16%	12%	15%	14%	14%	13%
<b>Neither good nor bad thing</b>	27%	28%	26%	25%	30%	28%	29%
<b>Bad thing</b>	22%	20%	24%	21%	24%	19%	22%
<b>Very bad thing</b>	20%	17%	24%	20%	19%	22%	19%
<b>Don't know / Not sure</b>	5%	3%	6%	5%	4%	5%	5%

	<i>Total</i>	<i>Labor</i>	<i>Coalition</i>	<i>Greens</i>	<i>One Nation</i>	<i>Other</i>
<b>Very good thing</b>	11%	11%	15%	5%	23%	4%
<b>Good thing</b>	14%	10%	20%	6%	26%	12%
<b>Neither good nor bad thing</b>	27%	26%	31%	22%	21%	28%
<b>Bad thing</b>	22%	24%	20%	26%	17%	22%
<b>Very bad thing</b>	20%	24%	11%	39%	8%	23%
<b>Don't know / Not sure</b>	5%	5%	4%	2%	4%	10%

**For the United States**

	<i>Total</i>	<i>Male</i>	<i>Female</i>	<i>NSW</i>	<i>VIC</i>	<i>QLD</i>	<i>WA</i>
<b>Very good thing</b>	16%	22%	11%	19%	15%	16%	18%
<b>Good thing</b>	21%	25%	16%	21%	20%	20%	24%
<b>Neither good nor bad thing</b>	13%	11%	14%	13%	15%	13%	8%
<b>Bad thing</b>	18%	16%	20%	16%	18%	17%	21%
<b>Very bad thing</b>	28%	23%	33%	27%	28%	31%	25%
<b>Don't know / Not sure</b>	4%	3%	5%	4%	4%	3%	5%

	<i>Total</i>	<i>Labor</i>	<i>Coalition</i>	<i>Greens</i>	<i>One Nation</i>	<i>Other</i>
<b>Very good thing</b>	16%	12%	21%	4%	45%	11%
<b>Good thing</b>	21%	18%	29%	13%	21%	13%
<b>Neither good nor bad thing</b>	13%	11%	15%	11%	7%	16%
<b>Bad thing</b>	18%	20%	16%	17%	14%	20%
<b>Very bad thing</b>	28%	35%	15%	53%	10%	31%
<b>Don't know / Not sure</b>	4%	4%	4%	2%	3%	9%

**For the world**

	<i>Total</i>	<i>Male</i>	<i>Female</i>	<i>NSW</i>	<i>VIC</i>	<i>QLD</i>	<i>WA</i>
<b>Very good thing</b>	11%	15%	7%	12%	10%	12%	14%
<b>Good thing</b>	13%	16%	11%	15%	11%	13%	12%
<b>Neither good nor bad thing</b>	19%	20%	19%	20%	24%	16%	16%
<b>Bad thing</b>	21%	19%	24%	19%	24%	21%	22%
<b>Very bad thing</b>	30%	26%	33%	29%	27%	32%	30%
<b>Don't know / Not sure</b>	5%	4%	6%	5%	4%	6%	5%

	<i>Total</i>	<i>Labor</i>	<i>Coalition</i>	<i>Greens</i>	<i>One Nation</i>	<i>Other</i>
<b>Very good thing</b>	11%	9%	14%	4%	31%	6%
<b>Good thing</b>	13%	10%	19%	6%	22%	10%
<b>Neither good nor bad thing</b>	19%	17%	25%	13%	17%	18%
<b>Bad thing</b>	21%	23%	20%	21%	15%	23%
<b>Very bad thing</b>	30%	35%	18%	53%	12%	33%
<b>Don't know / Not sure</b>	5%	5%	4%	2%	5%	12%