

# Polling - Albanese Government policies

*March 2025*

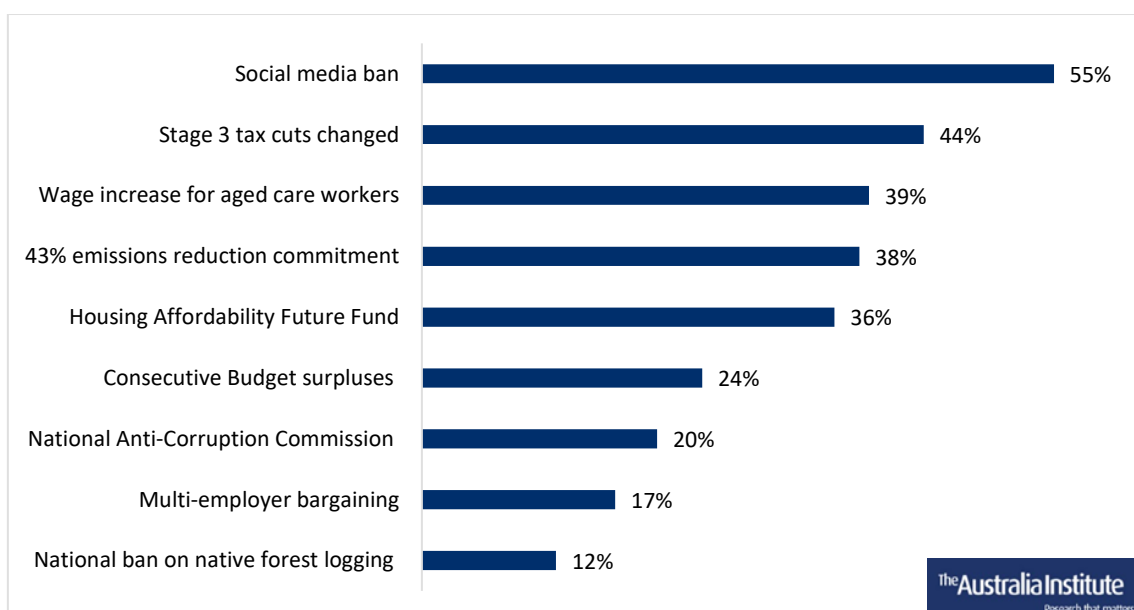
## Key results

The Australia Institute surveyed a nationally representative sample of 2,009 Australians about their awareness of reforms implemented by the Albanese Government and whether they support or oppose those same reforms.

The results show that:

- 84% of Australians support a wage increase for aged care workers and creating a National Anti-Corruption Commission, but only 39% and 20% respectively were aware of these reforms.
- Legislating a social media ban for under 16-year-olds is the only reform that most Australians have heard of (55%).
- Each reform is supported by the majority of Australians.
- 12% of Australians incorrectly identified a national ban on native forest logging as an Albanese Government policy, and 71% support it – more support than for some real Albanese Government policies.

**Figure 1: Awareness of Albanese Government policies**



Respondents were asked which from a list of nine reforms were implemented by the current Albanese Government.

They were informed that *not all* of the options listed were examples of reforms implemented by the Albanese Government, “so select only those you are aware of”.

- There is only one reform which most Australians are confident is an Albanese Government policy: legislating a social media ban for under 16-year-olds (55% aware).
- About two in five Australians are aware of four Albanese Government reforms:
  - changing the Stage 3 tax cuts to deliver a benefit to all taxpayers;
  - securing a wage increase for 340,000 aged care workers;
  - committing to reduce emissions by 43% by 2030; and
  - the \$10 billion Housing Affordability Future Fund.
- All eight reforms that were implemented by the Albanese Government had higher awareness levels than the one “fake” reform: a national ban on native forest logging.
  - One in 10 Australians (12%) wrongly identified a native forest logging ban as an Albanese Government reform.

Respondents were asked which of the nine reforms they support.

- A majority of Australians support each of the eight Albanese Government reforms.
- Over four in five Australians support creating a National Anti-Corruption Commission (84%) and securing a wage increase for 340,000 aged care workers (84%).
- A national ban on native forest logging, which the Albanese Government has *not* implemented, is about as popular as changes to Stage 3 tax cuts, the social media ban, consecutive budget surpluses and the 43% emissions reduction commitment (71% support versus 68 to 73% support).

**Figure 2: Support and opposition for nine Albanese Government reforms**

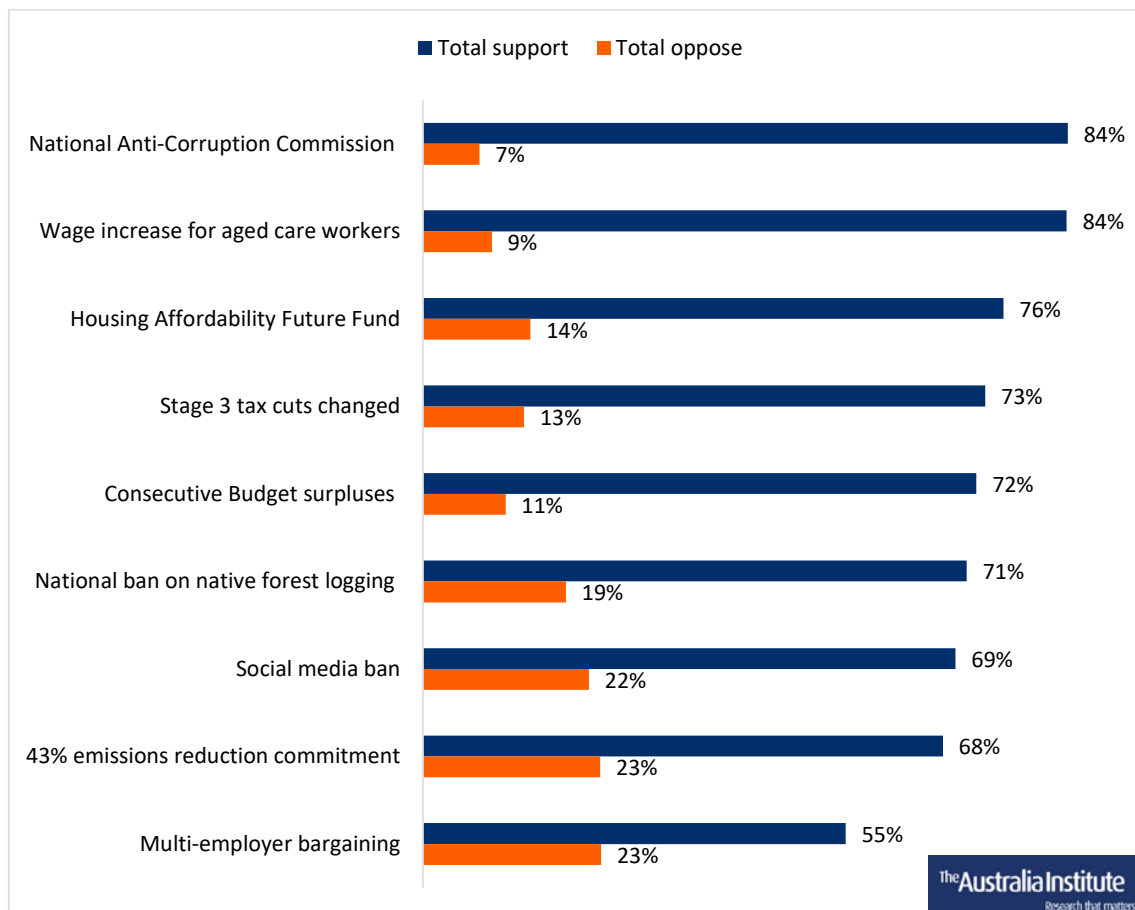
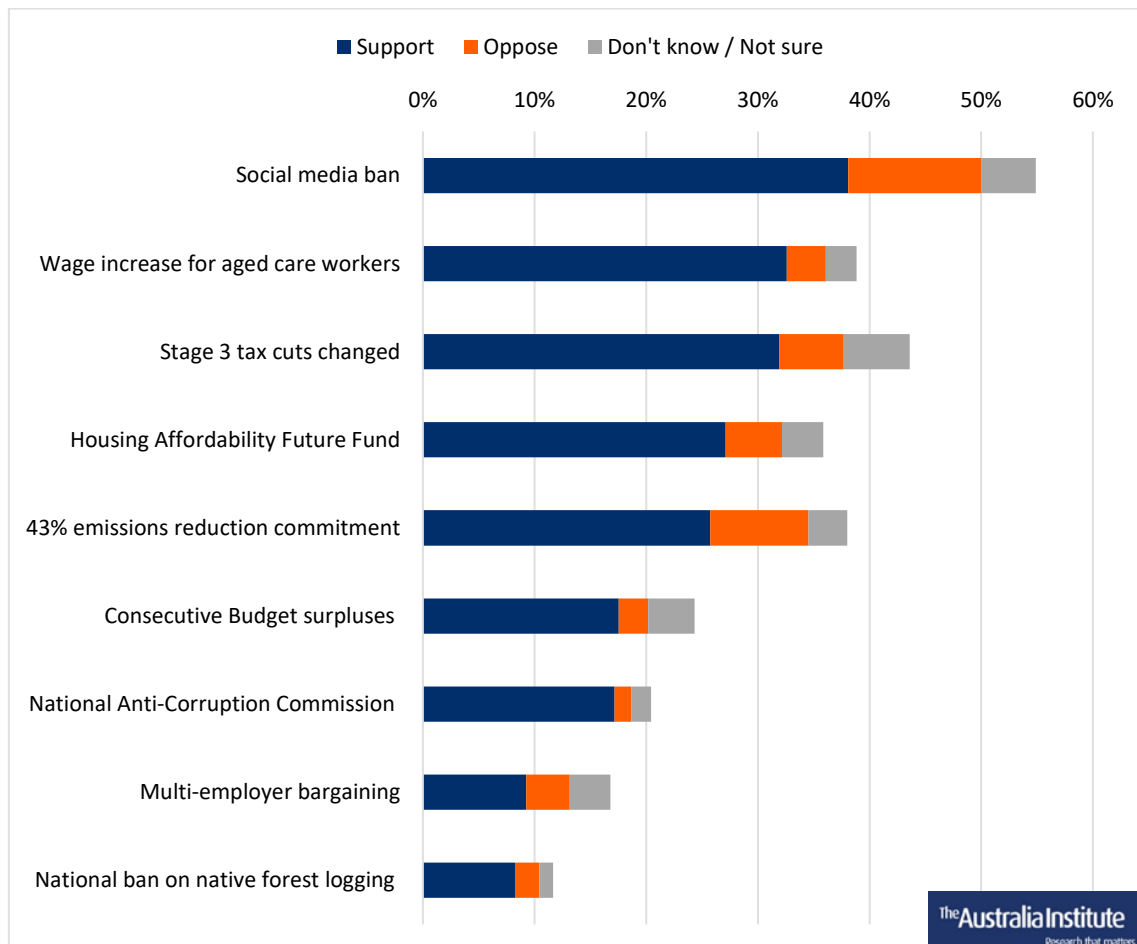


Figure 3 below presents this data in an alternative form: Australians' support and opposition to each reform in proportion to the share of Australians who are aware of the reform.

This assumes that those who are aware of a reform support or oppose it in the same ratios as the total Australian population.

- While some reforms are more or less supported than others, these differences are small compared to the share of the population that is simply unaware of the reform.
- The most highly supported policies – the National Anti-Corruption Commission and the wage increase for aged care workers – are at opposite extremes of awareness. Twice as many Australians are aware of the wage increase as are aware of the NACC.

**Figure 3: Support and opposition among those aware of reform**



## Method

### Short disclosure statement

|                                      |                                      |
|--------------------------------------|--------------------------------------|
| Panel provider                       | Dynata                               |
| Research company                     | The Australia Institute              |
| Client commissioning the research    | NA                                   |
| Fieldwork dates                      | 18 February 2025 to 25 February 2025 |
| Mode of data collection              | Online recruited from research panel |
| Target population                    | Australian adults aged 18+           |
| Sample size                          | 2,009                                |
| Australian Polling Council compliant | Yes                                  |
| Voting intention published           | No                                   |
| Long disclosure statement            | See below                            |

### Long disclosure statement

|  |  |
|--|--|
| Effective sample size after weighting applied              | 1,927  |
| Margin of error associated with effective sample size      | ±2.2%  |
| Variables used in weighting                                | Age, gender, state/territory based on Australian Bureau of Statistics <a href="#">“National, state and territory population”</a> data  |
| Gender identity categorisation                             | Those who answered the gender identity question as “Non-binary”, “I use a different term”, or “Prefer not to answer” had their responses included with females for the purpose of reporting, due to constraints from weighting data availability   |
| Weighting method used                                      | Raking method  |
| Full question text, responses categories and randomisation | See below  |
| Source of online sample                                    | Dynata’s online panel  |
| Positioning of voting intention questions in questionnaire | Immediately after demographics, before policy questions: Lower house voting intention was asked first, followed by upper house voting intention  |
| How were undecided voters handled?                         | Respondents who answered “Don’t know / Not sure” for voting intention were then asked a leaning question; these leanings are included in voting intention crosstabs  |
| Method of calculating ZPP                                  | NA   |
| Voting intention categorisation                            | Voting crosstabs show voting intentions for the House of Representatives. “Coalition” includes separate responses for Liberal and National. “Other” refers to Independent/Other, and minor parties in cases where they were included in the voting intention but represent too small a sample to be reported separately in the crosstabs |
| Location results   | Results are shown only for larger states   |



**Australian  
Polling Council  
Quality Mark**

## Detailed results

No preceding questions in the poll are expected to have influenced the results of the questions published here.

**To the best of your knowledge, which of the following are examples of reforms that were implemented by the current Albanese Government?**

**Note: *not all* of the below are examples of reforms implemented by the Albanese Government, so select only those that you are aware of.**

Respondents could select as many as apply. Response options were presented in random order, except for 'None of the above'.

|  | <i>Total</i> | <i>Male</i> | <i>Female</i> | <i>NSW</i> | <i>VIC</i> | <i>QLD</i> | <i>WA</i> |
|--|--------------|-------------|---------------|------------|------------|------------|-----------|
| <b>Changing the Stage 3 Tax Cuts to deliver a benefit to all taxpayers</b> |              |             |               |            |            |            |           |
| <b>Selected</b>  | 44%          | 49%         | 38%           | 44%        | 46%        | 41%        | 41%       |
| <b>Securing a wage increase for 340,000 aged care workers</b>              |              |             |               |            |            |            |           |
| <b>Selected</b>  | 39%          | 42%         | 36%           | 38%        | 42%        | 37%        | 36%       |
| <b>Establishing a \$10 billion Housing Affordability Future Fund</b>       |              |             |               |            |            |            |           |
| <b>Selected</b>  | 36%          | 40%         | 32%           | 37%        | 36%        | 33%        | 34%       |
| <b>Legislating a social media ban for under 16-year-olds</b>               |              |             |               |            |            |            |           |
| <b>Selected</b>  | 55%          | 55%         | 55%           | 54%        | 55%        | 57%        | 52%       |
| <b>Creating a National Anti-Corruption Commission</b>                      |              |             |               |            |            |            |           |
| <b>Selected</b>  | 20%          | 24%         | 17%           | 21%        | 23%        | 15%        | 17%       |
| <b>Committing to reduce carbon emissions by 43% on 2005 levels by 2030</b> |              |             |               |            |            |            |           |
| <b>Selected</b>  | 38%          | 42%         | 35%           | 38%        | 41%        | 37%        | 32%       |
| <b>Enabling trade unions to negotiate multi-employer pay deals</b>         |              |             |               |            |            |            |           |
| <b>Selected</b>  | 17%          | 22%         | 11%           | 18%        | 16%        | 15%        | 17%       |
| <b>Delivering consecutive Federal Budget surpluses</b>                     |              |             |               |            |            |            |           |
| <b>Selected</b>  | 24%          | 30%         | 19%           | 25%        | 27%        | 21%        | 25%       |
| <b>Implementing a national ban on native forest logging</b>                |              |             |               |            |            |            |           |
| <b>Selected</b>  | 12%          | 13%         | 10%           | 13%        | 13%        | 10%        | 11%       |
| <b>None of the above</b>   |              |             |               |            |            |            |           |
| <b>Selected</b>  | 17%          | 15%         | 19%           | 17%        | 15%        | 18%        | 21%       |

|  | <i>Total</i> | <i>Labor</i> | <i>Coalition</i> | <i>Greens</i> | <i>One Nation</i> | <i>Other</i> |
|--|--------------|--------------|------------------|---------------|-------------------|--------------|
| <b>Changing the Stage 3 Tax Cuts to deliver a benefit to all taxpayers</b> |              |              |                  |               |                   |              |
| <b>Selected</b>  | 44%          | 50%          | 44%              | 39%           | 28%               | 37%          |
| <b>Securing a wage increase for 340,000 aged care workers</b>              |              |              |                  |               |                   |              |
| <b>Selected</b>  | 39%          | 49%          | 37%              | 32%           | 26%               | 27%          |
| <b>Establishing a \$10 billion Housing Affordability Future Fund</b>       |              |              |                  |               |                   |              |
| <b>Selected</b>  | 36%          | 45%          | 34%              | 29%           | 19%               | 30%          |
| <b>Legislating a social media ban for under 16-year-olds</b>               |              |              |                  |               |                   |              |
| <b>Selected</b>  | 55%          | 59%          | 52%              | 57%           | 47%               | 51%          |
| <b>Creating a National Anti-Corruption Commission</b>                      |              |              |                  |               |                   |              |
| <b>Selected</b>  | 20%          | 27%          | 17%              | 19%           | 8%                | 19%          |
| <b>Committing to reduce carbon emissions by 43% on 2005 levels by 2030</b> |              |              |                  |               |                   |              |
| <b>Selected</b>  | 38%          | 47%          | 37%              | 32%           | 27%               | 26%          |
| <b>Enabling trade unions to negotiate multi-employer pay deals</b>         |              |              |                  |               |                   |              |
| <b>Selected</b>  | 17%          | 20%          | 18%              | 13%           | 13%               | 10%          |
| <b>Delivering consecutive Federal Budget surpluses</b>                     |              |              |                  |               |                   |              |
| <b>Selected</b>  | 24%          | 34%          | 22%              | 18%           | 11%               | 14%          |
| <b>Implementing a national ban on native forest logging</b>                |              |              |                  |               |                   |              |
| <b>Selected</b>  | 12%          | 15%          | 11%              | 12%           | 6%                | 5%           |
| <b>None of the above</b>   |              |              |                  |               |                   |              |
| <b>Selected</b>  | 17%          | 13%          | 15%              | 18%           | 31%               | 29%          |

To what extent do you support or oppose the following policies?

Changing the Stage 3 Tax Cuts to deliver a benefit to all taxpayers

|                              | <i>Total</i> | <i>Male</i> | <i>Female</i> | <i>NSW</i> | <i>VIC</i> | <i>QLD</i> | <i>WA</i> |
|------------------------------|--------------|-------------|---------------|------------|------------|------------|-----------|
| <b>Strongly support</b>      | 33%          | 31%         | 34%           | 33%        | 32%        | 33%        | 28%       |
| <b>Support</b>               | 41%          | 42%         | 39%           | 39%        | 43%        | 41%        | 45%       |
| <b>Oppose</b>                | 10%          | 13%         | 7%            | 11%        | 9%         | 9%         | 10%       |
| <b>Strongly oppose</b>       | 4%           | 5%          | 2%            | 5%         | 3%         | 4%         | 2%        |
| <b>Don't know / Not sure</b> | 14%          | 9%          | 17%           | 12%        | 13%        | 13%        | 15%       |

|                              | <i>Total</i> | <i>Labor</i> | <i>Coalition</i> | <i>Greens</i> | <i>One Nation</i> | <i>Other</i> |
|------------------------------|--------------|--------------|------------------|---------------|-------------------|--------------|
| <b>Strongly support</b>      | 33%          | 43%          | 22%              | 37%           | 29%               | 28%          |
| <b>Support</b>               | 41%          | 38%          | 46%              | 40%           | 37%               | 38%          |
| <b>Oppose</b>                | 10%          | 7%           | 14%              | 8%            | 10%               | 8%           |
| <b>Strongly oppose</b>       | 4%           | 2%           | 5%               | 1%            | 10%               | 2%           |
| <b>Don't know / Not sure</b> | 14%          | 11%          | 13%              | 14%           | 14%               | 24%          |

### Securing a wage increase for 340,000 Aged care workers' wages

|                              | <i>Total</i> | <i>Male</i> | <i>Female</i> | <i>NSW</i> | <i>VIC</i> | <i>QLD</i> | <i>WA</i> |
|------------------------------|--------------|-------------|---------------|------------|------------|------------|-----------|
| <b>Strongly support</b>      | 37%          | 32%         | 41%           | 39%        | 34%        | 39%        | 32%       |
| <b>Support</b>               | 47%          | 50%         | 44%           | 45%        | 49%        | 47%        | 50%       |
| <b>Oppose</b>                | 7%           | 9%          | 5%            | 6%         | 7%         | 7%         | 6%        |
| <b>Strongly oppose</b>       | 2%           | 3%          | 2%            | 3%         | 2%         | 2%         | 3%        |
| <b>Don't know / Not sure</b> | 7%           | 6%          | 9%            | 6%         | 8%         | 6%         | 10%       |

|                              | <i>Total</i> | <i>Labor</i> | <i>Coalition</i> | <i>Greens</i> | <i>One Nation</i> | <i>Other</i> |
|------------------------------|--------------|--------------|------------------|---------------|-------------------|--------------|
| <b>Strongly support</b>      | 37%          | 47%          | 26%              | 48%           | 23%               | 35%          |
| <b>Support</b>               | 47%          | 42%          | 55%              | 42%           | 45%               | 45%          |
| <b>Oppose</b>                | 7%           | 4%           | 11%              | 3%            | 13%               | 3%           |
| <b>Strongly oppose</b>       | 2%           | 1%           | 3%               | 2%            | 6%                | 4%           |
| <b>Don't know / Not sure</b> | 7%           | 5%           | 6%               | 5%            | 14%               | 14%          |

### Establishing a \$10 billion Housing Affordability Future Fund

|                              | <i>Total</i> | <i>Male</i> | <i>Female</i> | <i>NSW</i> | <i>VIC</i> | <i>QLD</i> | <i>WA</i> |
|------------------------------|--------------|-------------|---------------|------------|------------|------------|-----------|
| <b>Strongly support</b>      | 36%          | 33%         | 38%           | 36%        | 33%        | 37%        | 31%       |
| <b>Support</b>               | 40%          | 41%         | 39%           | 38%        | 42%        | 42%        | 40%       |
| <b>Oppose</b>                | 9%           | 11%         | 7%            | 13%        | 7%         | 6%         | 11%       |
| <b>Strongly oppose</b>       | 5%           | 7%          | 3%            | 4%         | 6%         | 6%         | 5%        |
| <b>Don't know / Not sure</b> | 10%          | 8%          | 13%           | 8%         | 12%        | 10%        | 13%       |

|                              | <i>Total</i> | <i>Labor</i> | <i>Coalition</i> | <i>Greens</i> | <i>One Nation</i> | <i>Other</i> |
|------------------------------|--------------|--------------|------------------|---------------|-------------------|--------------|
| <b>Strongly support</b>      | 36%          | 47%          | 22%              | 45%           | 27%               | 35%          |
| <b>Support</b>               | 40%          | 39%          | 44%              | 43%           | 35%               | 30%          |
| <b>Oppose</b>                | 9%           | 6%           | 14%              | 3%            | 15%               | 7%           |
| <b>Strongly oppose</b>       | 5%           | 2%           | 8%               | 1%            | 9%                | 7%           |
| <b>Don't know / Not sure</b> | 10%          | 7%           | 11%              | 7%            | 15%               | 21%          |

### Legislating a social media ban for under 16-year-olds

|                              | <i>Total</i> | <i>Male</i> | <i>Female</i> | <i>NSW</i> | <i>VIC</i> | <i>QLD</i> | <i>WA</i> |
|------------------------------|--------------|-------------|---------------|------------|------------|------------|-----------|
| <b>Strongly support</b>      | 34%          | 33%         | 35%           | 36%        | 32%        | 37%        | 31%       |
| <b>Support</b>               | 35%          | 35%         | 35%           | 35%        | 35%        | 33%        | 38%       |
| <b>Oppose</b>                | 13%          | 13%         | 13%           | 13%        | 15%        | 13%        | 11%       |
| <b>Strongly oppose</b>       | 9%           | 11%         | 6%            | 8%         | 9%         | 9%         | 7%        |
| <b>Don't know / Not sure</b> | 9%           | 7%          | 11%           | 8%         | 10%        | 8%         | 12%       |



|                              | <i>Total</i> | <i>Labor</i> | <i>Coalition</i> | <i>Greens</i> | <i>One Nation</i> | <i>Other</i> |
|------------------------------|--------------|--------------|------------------|---------------|-------------------|--------------|
| <b>Strongly support</b>      | 34%          | 40%          | 33%              | 27%           | 30%               | 29%          |
| <b>Support</b>               | 35%          | 36%          | 38%              | 32%           | 30%               | 33%          |
| <b>Oppose</b>                | 13%          | 12%          | 12%              | 17%           | 16%               | 12%          |
| <b>Strongly oppose</b>       | 9%           | 5%           | 9%               | 11%           | 17%               | 12%          |
| <b>Don't know / Not sure</b> | 9%           | 8%           | 7%               | 13%           | 8%                | 14%          |

### Creating a National Anti-Corruption Commission

|                              | <i>Total</i> | <i>Male</i> | <i>Female</i> | <i>NSW</i> | <i>VIC</i> | <i>QLD</i> | <i>WA</i> |
|------------------------------|--------------|-------------|---------------|------------|------------|------------|-----------|
| <b>Strongly support</b>      | 40%          | 43%         | 38%           | 40%        | 41%        | 39%        | 36%       |
| <b>Support</b>               | 44%          | 43%         | 44%           | 42%        | 43%        | 46%        | 46%       |
| <b>Oppose</b>                | 6%           | 6%          | 5%            | 6%         | 6%         | 5%         | 6%        |
| <b>Strongly oppose</b>       | 2%           | 2%          | 1%            | 2%         | 1%         | 2%         | 3%        |
| <b>Don't know / Not sure</b> | 9%           | 5%          | 12%           | 8%         | 8%         | 8%         | 9%        |

|                              | <i>Total</i> | <i>Labor</i> | <i>Coalition</i> | <i>Greens</i> | <i>One Nation</i> | <i>Other</i> |
|------------------------------|--------------|--------------|------------------|---------------|-------------------|--------------|
| <b>Strongly support</b>      | 40%          | 48%          | 31%              | 43%           | 43%               | 40%          |
| <b>Support</b>               | 44%          | 38%          | 53%              | 46%           | 34%               | 40%          |
| <b>Oppose</b>                | 6%           | 5%           | 7%               | 3%            | 7%                | 3%           |
| <b>Strongly oppose</b>       | 2%           | 1%           | 2%               | 1%            | 6%                | 2%           |
| <b>Don't know / Not sure</b> | 9%           | 8%           | 8%               | 7%            | 11%               | 15%          |

### Committing to reduce carbon emissions by 43% on 2005 levels by 2030

|                              | <i>Total</i> | <i>Male</i> | <i>Female</i> | <i>NSW</i> | <i>VIC</i> | <i>QLD</i> | <i>WA</i> |
|------------------------------|--------------|-------------|---------------|------------|------------|------------|-----------|
| <b>Strongly support</b>      | 33%          | 30%         | 36%           | 33%        | 34%        | 30%        | 29%       |
| <b>Support</b>               | 35%          | 34%         | 36%           | 35%        | 35%        | 33%        | 39%       |
| <b>Oppose</b>                | 11%          | 13%         | 9%            | 11%        | 12%        | 12%        | 11%       |
| <b>Strongly oppose</b>       | 12%          | 17%         | 7%            | 13%        | 10%        | 16%        | 8%        |
| <b>Don't know / Not sure</b> | 9%           | 6%          | 12%           | 8%         | 9%         | 9%         | 13%       |

|                              | <i>Total</i> | <i>Labor</i> | <i>Coalition</i> | <i>Greens</i> | <i>One Nation</i> | <i>Other</i> |
|------------------------------|--------------|--------------|------------------|---------------|-------------------|--------------|
| <b>Strongly support</b>      | 33%          | 43%          | 18%              | 54%           | 14%               | 33%          |
| <b>Support</b>               | 35%          | 37%          | 35%              | 36%           | 22%               | 33%          |
| <b>Oppose</b>                | 11%          | 9%           | 16%              | 3%            | 14%               | 10%          |
| <b>Strongly oppose</b>       | 12%          | 3%           | 22%              | 1%            | 36%               | 10%          |
| <b>Don't know / Not sure</b> | 9%           | 9%           | 8%               | 6%            | 13%               | 15%          |

### Enabling trade unions to negotiate multi-employer pay deals

|                              | <i>Total</i> | <i>Male</i> | <i>Female</i> | <i>NSW</i> | <i>VIC</i> | <i>QLD</i> | <i>WA</i> |
|------------------------------|--------------|-------------|---------------|------------|------------|------------|-----------|
| <b>Strongly support</b>      | 19%          | 19%         | 19%           | 21%        | 19%        | 17%        | 14%       |
| <b>Support</b>               | 36%          | 37%         | 35%           | 37%        | 35%        | 32%        | 41%       |
| <b>Oppose</b>                | 14%          | 17%         | 12%           | 13%        | 14%        | 18%        | 16%       |
| <b>Strongly oppose</b>       | 9%           | 12%         | 6%            | 10%        | 9%         | 11%        | 6%        |
| <b>Don't know / Not sure</b> | 22%          | 15%         | 28%           | 20%        | 23%        | 23%        | 23%       |

|                              | <i>Total</i> | <i>Labor</i> | <i>Coalition</i> | <i>Greens</i> | <i>One Nation</i> | <i>Other</i> |
|------------------------------|--------------|--------------|------------------|---------------|-------------------|--------------|
| <b>Strongly support</b>      | 19%          | 25%          | 13%              | 26%           | 10%               | 14%          |
| <b>Support</b>               | 36%          | 45%          | 31%              | 40%           | 28%               | 25%          |
| <b>Oppose</b>                | 14%          | 10%          | 22%              | 8%            | 14%               | 15%          |
| <b>Strongly oppose</b>       | 9%           | 2%           | 16%              | 4%            | 18%               | 9%           |
| <b>Don't know / Not sure</b> | 22%          | 18%          | 19%              | 22%           | 30%               | 37%          |

### Delivering consecutive Federal Budget surpluses

|                              | <i>Total</i> | <i>Male</i> | <i>Female</i> | <i>NSW</i> | <i>VIC</i> | <i>QLD</i> | <i>WA</i> |
|------------------------------|--------------|-------------|---------------|------------|------------|------------|-----------|
| <b>Strongly support</b>      | 27%          | 29%         | 25%           | 26%        | 27%        | 28%        | 27%       |
| <b>Support</b>               | 45%          | 48%         | 43%           | 44%        | 46%        | 46%        | 46%       |
| <b>Oppose</b>                | 9%           | 10%         | 7%            | 10%        | 8%         | 9%         | 7%        |
| <b>Strongly oppose</b>       | 2%           | 2%          | 2%            | 3%         | 2%         | 2%         | 2%        |
| <b>Don't know / Not sure</b> | 17%          | 11%         | 23%           | 17%        | 18%        | 16%        | 19%       |

|                              | <i>Total</i> | <i>Labor</i> | <i>Coalition</i> | <i>Greens</i> | <i>One Nation</i> | <i>Other</i> |
|------------------------------|--------------|--------------|------------------|---------------|-------------------|--------------|
| <b>Strongly support</b>      | 27%          | 33%          | 24%              | 26%           | 25%               | 18%          |
| <b>Support</b>               | 45%          | 44%          | 52%              | 39%           | 39%               | 39%          |
| <b>Oppose</b>                | 9%           | 8%           | 8%               | 8%            | 12%               | 9%           |
| <b>Strongly oppose</b>       | 2%           | 1%           | 3%               | 2%            | 5%                | 2%           |
| <b>Don't know / Not sure</b> | 17%          | 13%          | 14%              | 25%           | 18%               | 31%          |

### Banning native forest logging

|                              | <i>Total</i> | <i>Male</i> | <i>Female</i> | <i>NSW</i> | <i>VIC</i> | <i>QLD</i> | <i>WA</i> |
|------------------------------|--------------|-------------|---------------|------------|------------|------------|-----------|
| <b>Strongly support</b>      | 34%          | 31%         | 37%           | 37%        | 34%        | 32%        | 32%       |
| <b>Support</b>               | 36%          | 36%         | 37%           | 35%        | 36%        | 37%        | 38%       |
| <b>Oppose</b>                | 12%          | 16%         | 9%            | 13%        | 13%        | 12%        | 12%       |
| <b>Strongly oppose</b>       | 6%           | 9%          | 4%            | 6%         | 7%         | 7%         | 5%        |
| <b>Don't know / Not sure</b> | 11%          | 9%          | 12%           | 9%         | 10%        | 12%        | 13%       |

|                              | <i>Total</i> | <i>Labor</i> | <i>Coalition</i> | <i>Greens</i> | <i>One Nation</i> | <i>Other</i> |
|------------------------------|--------------|--------------|------------------|---------------|-------------------|--------------|
| <b>Strongly support</b>      | 34%          | 41%          | 21%              | 48%           | 33%               | 38%          |
| <b>Support</b>               | 36%          | 39%          | 35%              | 38%           | 28%               | 34%          |
| <b>Oppose</b>                | 12%          | 9%           | 20%              | 5%            | 12%               | 8%           |
| <b>Strongly oppose</b>       | 6%           | 1%           | 12%              | 2%            | 15%               | 5%           |
| <b>Don't know / Not sure</b> | 11%          | 10%          | 11%              | 7%            | 12%               | 15%          |